

Endurance

Endurance Engagés (27 Pilotes)

Document 1

N°	Equipe	Gr-M-	Pilote 1	Pilote 2	Pilote 3	Pilote 4	Chassis	Moteur
1	SARTHE - RTKF 1	1	FIAULT Charles	BECQ Gautier	PETIT Kévin		Sodi	Parilla
9	LONDON - Kookeli	1	JONES Jason	JEFFS Chris	PIERCE Martin		Tony	TM
11	SARTHE - RTKF GP2	2	GAUTIER Jacques	LETARD Jean			Sodi	Rotax
16	CHARENTE - Crouail M	1	FIDELE Lilian	FIDELE Rémy			Tony	Vortex
17	LA ROCHELLE - Maleva	2	AUNIS Quentin	PICOT Nicolas			Tony	Rotax
19	LE MANS - Malevaut S	2	MONGONDRY Guillaume	PAQUIER Charly	MAILLERIE Pierre Henri		Tony	Super Rok
21	COTE D'OR 1 - Team P	2	LE FAUCHEUX Éric	LE FAUCHEUX Erwan	TREHOUX David		Kosmic	Rotax
23	MONTESSON - MGT	1	BONNAIRE Alexandre	CARBONNEL Arthur	MASLE Nicolas		Birel Art	TM
24	CENTRE - Wintec	1	VROMANT Alexandre	LECARPENTIER Wilfried			Sodi	Parilla
26	CORMEILLES - MD	2	MINIER Kévin	BORGET Bastien	LAVERGNE Franck	BUFFIERES Olivier	Sodi	Rotax
44	PAYS de LOIRE - 2EKJ	2	PEYRUSSAN Mat	MÉMAIN Gatien	LOISON Gwenaël		Sodi	Rotax
45	MALESHERBES - Team C	2	CIRET Claude	CIRET Florent			Tony	Rotax
46	PARIS - TNB Sport	2	BOBET Nicolas	PELLETIER Corentin	RIVIERE Serge		Kosmic	Rok DVS
49	ANGERS - MDCK	2	MENANTEAU Jean	MENANTEAU Philippe	MAHIER Sylvain		Sodi	Rotax
50	LA MANCHE - Kartmag	1	BOUILLAND Arnaud	LEGUAY Bastien	BESANCENEZ Paolo		Tony	Vortex
54	BRETAGNE - SKC	1	HOUTIN Jonathan	ROBIN Maxime	RICHARD Olivier	BIHEL Nathan	Kosmic	Vortex
55	ROUEN_GSK-REK	1	GUIGNET Jean Philipp	DUCHATEAU Nicolas	BAILLY Benjamiin	Be	Sodi	Vortex
57	LORRAINE- Black Arro	2	BRUNELLI Julien	KELDENICH Arnaud	BOSSONE Anthony	RENGSHAUSEN Yves	Sodi	Rotax
72	SARTHE - RTKF 2	1	COMPERE Victor	GODEFROID William	BIDARD Maxime		Sodi	Parilla
73	NEVER Racing Team	3	VACHEYROU Kévin	DODEMAND Victor			Sodi	Rotax J
75	INSEEC_PARIS	2	SULLY Nicolas	LEVY Sadra	PERRIN Anthony		Birel	Rotax
78	MAUREPAS-C2D Compéti	2	CAYRON FX	CAYRON JC			Tony	X30
79	TRAPPES -BRK KST 1	2	VAUDIER Laurent	IWANOWSKI Philippe	PILATTE Arnaud	SPINELLI Julien	Birel	Rotax
91	ARPAJON - Team Gamat	2	DAGUZE Eric	BOUCHER Bastien	GIBIER Sébastien	DEPTUCH Joel	Tony	X30
93	ILE-DE-FRANCE - TEAM	2	DUVAL Alain	MALGOUYRE Adrien	DECHANDON Simon	CHAUFETE Renald	Tony	Rotax
95	VAL d'OISE- JFJ Perf	1	LEGAY Alexis	USUREAU Frédéric	LE SIDANNER Julien		Sodi	TM
96	Ille de France_Willk	2	PETIT Xavier	BREISACHER Dorian	HENRA Mathieu		Sodi	Rotax

Endurance

**Endurance
Libre 2 (L2)
Résultats**

Sous réserve du contrôle technique ou d'incidents d'ordre sportif

Cl	N°	Equipe	Groupe	Temps	Ecart	Tour	Chassis	Moteur
1	72	SARTHE - RTKF 2	1	52.110		24	Sodi	Parilla
2	55	ROUEN_GSK-REK	1	52.135	0.025	7	Sodi	Vortex
3	1	SARTHE - RTKF 1	1	52.319	0.209	45	Sodi	Parilla
4	24	CENTRE - Wintec	1	52.446	0.336	36	Sodi	Parilla
5	23	MONTESSON - MGT	1	52.659	0.549	4	Birel Art	TM
6	16	CHARENTE - Crouail M	1	52.661	0.551	7	Tony	Vortex
7	95	VAL d'OISE- JFJ Perf	1	52.749	0.639	14	Sodi	TM
8	50	LA MANCHE - Kartmag	1	53.083	0.973	43	Tony	Vortex
9	54	BRETAGNE - SKC	1	53.140	1.030	43	Kosmic	Vortex
10	91	ARPAJON - Team Gamat	2	53.491	1.381	18	Tony	X30
11	46	PARIS - TNB Sport	2	53.723	1.613	7	Kosmic	Rok DVS
12	26	CORMEILLES - MD	2	53.724	1.614	52	Sodi	Rotax
13	17	LA ROCHELLE - Maleva	2	53.761	1.651	2	Tony	Rotax
14	96	Ile de France_Willk	2	53.805	1.695	6	Sodi	Rotax
15	19	LE MANS - Malevaut S	2	53.811	1.701	16	Tony	Super Rok
16	11	SARTHE - RTKF GP2	2	54.180	2.070	13	Sodi	Rotax
17	44	PAYS de LOIRE - 2EKJ	2	54.202	2.092	32	Sodi	Rotax
18	93	ILE-DE-FRANCE - TEAM	2	54.219	2.109	19	Tony	Rotax
19	21	COTE D'OR 1 - Team P	2	54.430	2.320	51	Kosmic	Rotax
20	45	MALESHERBES - Team C	2	54.775	2.665	25	Tony	Rotax
21	75	INSEEC_PARIS	2	54.782	2.672	35	Birel	Rotax
22	49	ANGERS - MDCK	2	55.038	2.928	25	Sodi	Rotax
23	57	LORRAINE- Black Arro	2	55.112	3.002	23	Sodi	Rotax
24	78	MAUREPAS-C2D Compéti	2	55.209	3.099	16	Tony	X30
25	73	NEVERS Racing Team	3	55.751	3.641	56	Sodi	Rotax J
Non classés								
	79	TRAPPES -BRK KST 1	2	Pas de temps			Birel	Rotax

Départ : 05/11 - 13:29:59

Meilleur tour : N°72 SARTHE - RTKF 2 COMPERE Victor

52.110

Météo : Soleil Air : 10°C Piste : Sèche

Endurance

Endurance Libre 2 (L2) Analyse des tours

Pour information, sans valeur officielle

Tours		Temps au tour	Tours		Temps au tour	Tours		Temps au tour
N°1 SARTHE - RTKF 1 FIAULT Charles			48		3:54.291	4		52.970
1		57.950	49		52.769	5		53.138
2		55.230	50		52.602	6		52.838
3		54.725	51		52.475	7		52.661
4		53.689	52		52.578	8		52.808
5		54.077	53		52.877	9		52.933
6		53.751	54		6:09.147	10		16:47.541
7		53.528	55		56.529	11		54.721
8		11:48.666	56		53.334	12		53.407
9		56.001	57		53.004	13		53.343
10		54.180	58		53.213	14		52.962
11		52.851	59		53.736	15		53.543
12		52.837	60		52.919	16		52.920
13		53.026	61		53.476	17		53.732
14		52.426	N°11 SARTHE - RTKF GP2 GAUTIER Jacques			18		16:16.228
15		52.549	1		59.828	19		54.533
16		52.542	2		57.079	20		53.670
17		52.328	3		55.929	21		53.364
18		52.395	4		56.028	22		53.065
19		4:24.641	5		55.471	23		53.127
20		54.245	6		55.468	24		53.205
21		53.918	7		55.039	25		52.700
22		53.340	8		55.154	26		52.781
23		52.886	9		24:26.597	27		11:57.221
24		52.672	10		55.936	28		54.080
25		52.362	11		55.273	29		53.115
26		52.698	12		54.398	30		53.419
27		52.565	13		54.180	31		53.086
28		5:23.859	14		54.359	32		53.433
29		52.978	15		54.386	33		52.983
30		53.235	16		54.470	34		53.232
31		52.908	17		54.316	35		53.224
32		52.560	18		2:28.042	36		52.863
33		52.712	19		54.528	37		53.468
34		53.357	20		54.545	38		52.944
35		52.493	21		54.381	39		2:38.554
36		52.364	22		55.459	40		53.657
37		52.934	23		54.562	41		53.972
38		3:19.380	24		54.654	N°17 LA ROCHELLE - Maleva AUNIS Quentin		
39		53.133	25		54.565	1		54.131
40		53.125	26		54.628	2		53.761
41		53.004	27		54.813	3		8:07.273
42		52.603	28		54.672	4		54.696
43		52.507	N°16 CHARENTE - Crouail M FIDELE Lilian			5		54.403
44		52.354	1		54.662	6		54.364
45		52.319	2		53.605	7		15:29.082
46		53.181	3		53.068	8		56.772
47		52.592				9		55.666

LE FUS G. GONDEUIL

Angerville (IDF) 05-06/11/2016

ASK Angerville

Apex Timing 

Endurance

Endurance Libre 2 (L2) Analyse des tours

Pour information, sans valeur officielle

Tours	Temps au tour	Tours	Temps au tour	Tours	Temps au tour
10	55.402	43	55.367	20	56.583
11	3:30.137	44	54.249	21	56.075
12	54.629	45	54.305	22	56.031
13	54.584	46	54.159	23	56.200
14	55.196	47	54.181	24	56.015
N°19 LE MANS - Malevaut S MONGONDRY Guillaume					
1	55.824	48	54.148	25	56.383
2	55.677	49	54.054	26	55.971
3	54.824	50	19:41.790	27	55.808
4	54.689	51	3:25.950	28	56.170
5	57.852	52	55.337	29	3:38.006
6	55.017	53	54.808	30	57.347
7	54.534	54	54.375	31	56.689
8	54.261	55	54.164	32	56.775
9	53.817	56	54.380	33	56.979
10	6:12.425	57	53.978	34	57.023
11	55.739	58	54.230	35	57.609
12	54.839	59	4:23.069	36	56.954
13	54.407	60	54.657	37	56.592
14	54.010	61	54.583	38	56.777
15	54.168	62	54.227	39	56.463
16	53.811	63	54.032	40	56.238
17	54.246	64	54.074	41	56.371
18	54.045	65	54.428	42	56.965
19	54.060	66	54.129	43	56.394
20	55.229	67	54.134	44	56.733
21	54.160	68	54.197	45	8:47.847
22	53.922	69	54.114	46	56.471
23	12:21.036	70	54.601	47	55.561
N°21 COTE D'OR 1 - Team P LE FAUCHEUX Éric					
24	54.995	1	56.929	48	2:44.170
25	54.667	2	58.195	49	55.510
26	54.230	3	56.430	50	54.610
27	54.047	4	55.401	51	54.430
28	53.881	5	55.222	52	54.501
29	54.326	6	55.458	53	54.495
30	54.012	7	55.274	54	3:43.009
31	54.747	8	55.189	55	55.872
32	54.206	9	55.047	56	57.049
33	54.537	10	55.453	57	55.687
34	3:41.614	11	54.902	58	55.494
35	54.647	12	54.877	59	55.316
36	54.436	13	4:31.140	60	55.584
37	54.506	14	55.557	61	55.507
38	54.150	15	3:55.214	62	55.061
39	12:17.041	16	57.587	63	2:31.357
40	56.350	17	4:55.913	64	56.354
41	3:45.055	18	56.842	65	56.277
42	55.105	19	56.671	66	57.258
				67	55.861

Endurance

Endurance Libre 2 (L2) Analyse des tours

Pour information, sans valeur officielle

Tours	Temps au tour	Tours	Temps au tour	Tours	Temps au tour
68	55.593	20	56.766	28	54.493
69	56.221	21	13:11.028	29	54.394
70	55.585	22	54.020	30	54.410
71	55.569	23	53.201	31	54.329
72	55.535	24	52.891	32	54.512
73	55.428	25	53.027	33	4:47.395
N°23 MONTESSON – MGT CARBONNEL Arthur		26	52.895	34	56.127
1	53.167	27	52.728	35	54.755
2	53.671	28	3:43.384	36	54.294
3	52.836	29	53.198	37	5:28.685
4	52.659	30	52.951	38	56.437
5	21:11.350	31	52.874	39	55.016
6	1:06.106	32	52.795	40	4:55.685
7	1:03.103	33	53.066	41	54.796
8	1:00.701	34	52.823	42	54.378
9	58.339	35	52.534	43	54.453
10	1:00.207	36	52.446	44	54.398
11	59.805	37	52.597	45	6:04.248
12	57.702	38	52.628	46	55.688
13	54.311	39	52.462	47	54.396
14	52.908	N°26 CORMEILLES – MD MINIER Kévin		48	54.271
15	3:23.635	1	56.983	49	54.179
16	53.162	2	55.843	50	53.852
17	53.127	3	55.226	51	54.561
18	52.970	4	55.351	52	53.724
19	54.493	5	55.172	53	53.830
20	52.818	6	54.946	54	2:21.022
N°24 CENTRE - Wintec VROMANT Alexandre		7	55.964	55	54.810
1	54.685	8	54.671	56	54.720
2	53.414	9	6:42.583	57	55.030
3	53.243	10	55.806	58	55.012
4	53.167	11	55.405	59	54.646
5	52.590	12	55.114	60	55.314
6	52.843	13	54.893	61	54.740
7	52.729	14	4:46.224	62	55.029
8	52.590	15	55.378	63	54.949
9	52.459	16	54.813	64	54.963
10	9:12.836	17	54.677	65	55.007
11	53.623	18	54.462	66	54.954
12	52.877	19	54.319	67	54.950
13	52.828	20	3:51.328	68	54.883
14	52.619	21	54.773	69	54.941
15	52.717	22	54.577	N°44 PAYS de LOIRE – 2EKJ PEYRUSSAN Mat	
16	52.773	23	55.051	1	55.669
17	52.853	24	9:28.878	2	55.162
18	17:03.309	25	56.043	3	54.871
19	56.750	26	54.709	4	54.712
		27	54.483	5	54.738

LE FUS GOURDEUIL

Angerville (IDF) 05-06/11/2016

ASK Angerville

Apex Timing 

Endurance

Endurance Libre 2 (L2) Analyse des tours

Pour information, sans valeur officielle

Tours	Temps au tour	Tours	Temps au tour	Tours	Temps au tour
6	54.292	19	56.210	67	56.979
7	54.386	20	55.584	68	4:38.945
8	54.559	21	55.259	69	56.138
9	54.519	22	55.023	70	55.746
10	54.623	23	54.968	71	55.983
11	54.441	24	55.093	72	55.290
12	2:24.564	25	54.775	73	55.219
13	57.100	26	54.936	74	55.223
14	55.309	27	55.035	75	54.963
15	54.662	28	54.912	76	54.857
16	55.163	29	54.857	77	55.378
17	54.851	30	54.898	78	55.079
18	54.560	31	55.929	79	55.135
19	2:26.247	32	54.890	80	55.466
20	54.780	33	57.665	81	55.726
21	54.329	34	55.919	82	55.283
22	55.947	35	55.290	N°46 PARIS - TNB Sport RIVIERE Serge	
23	54.288	36	55.547	1	57.276
24	54.377	37	14:21.769	2	55.155
25	54.586	38	58.399	3	54.626
26	54.357	39	57.272	4	54.120
27	42:56.612	40	56.499	5	53.905
28	55.418	41	56.167	6	53.736
29	54.820	42	56.373	7	53.723
30	54.859	43	57.592	8	5:05.990
31	54.813	44	57.193	9	56.313
32	54.202	45	56.261	10	55.485
33	54.368	46	56.324	11	54.920
34	54.348	47	56.154	12	55.379
N°45 MALESHERBES - Team C CIRET Claude		48	56.176	13	3:39.130
1	59.652	49	57.679	14	55.185
2	58.059	50	56.341	15	55.005
3	57.468	51	56.563	16	55.233
4	56.736	52	56.548	17	54.743
5	56.500	53	5:05.089	18	54.761
6	56.280	54	57.149	19	54.450
7	56.451	55	56.809	N°49 ANGERS - MDCK MENANTEAU Jean	
8	56.200	56	56.192	1	57.739
9	57.643	57	56.628	2	56.375
10	56.099	58	56.432	3	56.231
11	56.123	59	56.222	4	16:30.852
12	56.042	60	56.490	5	58.861
13	56.043	61	56.306	6	56.499
14	56.251	62	56.340	7	4:59.353
15	56.295	63	56.656	8	56.656
16	56.775	64	2:11.018	9	55.452
17	56.997	65	58.779	10	55.750
18	4:11.341	66	56.659		

LE FCS G. GONDEUIL

Angerville (IDF) 05-06/11/2016

ASK Angerville

Apex Timing 

Endurance

Endurance Libre 2 (L2) Analyse des tours

Pour information, sans valeur officielle

Tours	Temps au tour	Tours	Temps au tour	Tours	Temps au tour
11	56.363	9	54.871	N°54 BRETAGNE – SKC HOUTIN Jonathan	
12	55.769	10	54.756	1	1:02.694
13	56.296	11	54.899	2	57.098
14	56.535	12	4:02.969	3	54.656
15	3:53.950	13	55.363	4	54.390
16	56.285	14	55.217	5	54.142
17	56.612	15	55.039	6	53.978
18	56.412	16	15:27.228	7	54.602
19	56.531	17	6:17.277	8	54.295
20	56.152	18	55.403	9	54.251
21	56.171	19	55.004	10	54.237
22	56.216	20	55.531	11	54.435
23	56.174	21	13:02.876	12	54.195
24	55.731	22	58.147	13	54.138
25	55.038	23	55.593	14	54.472
26	55.720	24	54.388	15	54.275
27	9:30.890	25	53.843	16	54.394
28	56.415	26	53.784	17	54.144
29	57.641	27	54.481	18	54.209
30	55.846	28	53.879	19	54.427
31	56.121	29	53.717	20	54.186
32	55.376	30	2:59.570	21	5:08.380
33	56.648	31	54.159	22	53.944
34	55.692	32	53.331	23	53.293
35	55.489	33	53.159	24	54.128
36	55.137	34	53.271	25	53.640
37	55.794	35	53.367	26	53.559
38	55.630	36	19:13.343	27	53.607
39	55.266	37	53.943	28	53.324
40	55.306	38	53.559	29	53.247
41	21:54.644	39	53.450	30	53.699
42	58.205	40	53.162	31	53.768
43	3:00.752	41	53.151	32	53.402
44	56.016	42	53.174	33	53.164
45	56.097	43	53.083	34	53.555
46	55.857	44	5:06.294	35	53.829
47	55.572	45	55.208	36	53.759
48	55.111	46	54.875	37	4:31.385
49	55.043	47	54.763	38	53.680
		48	55.123	39	53.690
		49	54.315	40	53.591
N°50 LA MANCHE - Kartmag BOUILLAND Arnaud		50	54.192	41	53.539
1	1:03.947	51	3:45.145	42	53.650
2	1:03.550	52	54.102	43	53.140
3	1:03.307	53	54.026	44	53.258
4	1:02.125	54	53.547	45	53.518
5	1:01.106			46	53.484
6	57.512			47	53.877
7	55.724				
8	54.970				

LE FCS G. GONDEUIL

Angerville (IDF) 05-06/11/2016

ASK Angerville

Apex Timing 

Endurance

Endurance Libre 2 (L2) Analyse des tours

Pour information, sans valeur officielle

Tours	Temps au tour	Tours	Temps au tour	Tours	Temps au tour
48	53.900	3	56.491	51	3:37.012
49	15:14.640	4	57.065	52	57.572
50	55.849	5	56.691	53	57.501
51	54.047	6	56.081	54	57.023
52	54.010	7	55.667	55	56.914
53	53.516	8	3:05.753	56	56.686
54	53.486	9	58.930	57	56.961
55	2:19.821	10	59.720	58	56.942
56	54.532	11	57.855	N°72 SARTHE - RTKF 2 COMPERE Victor	
57	54.692	12	56.680	1	58.842
58	54.424	13	56.995	2	55.958
59	55.175	14	56.818	3	54.962
60	54.528	15	56.685	4	54.438
61	54.453	16	2:43.888	5	54.157
62	54.491	17	57.019	6	54.191
63	54.281	18	56.001	7	53.965
64	54.502	19	55.657	8	54.002
65	54.596	20	55.757	9	54.861
66	54.400	21	55.776	10	54.053
67	4:07.061	22	55.199	11	54.111
68	54.590	23	55.112	12	5:07.679
69	54.535	24	55.402	13	55.355
70	10:46.297	25	2:56.260	14	54.265
71	55.960	26	57.985	15	53.841
72	55.116	27	55.975	16	4:07.649
73	54.749	28	56.108	17	53.893
74	54.830	29	55.535	18	53.020
N°55 ROUEN_GSK-REK GUIGNET Jean Philipp		30	55.581	19	52.782
1	55.352	31	55.970	20	52.389
2	53.216	32	55.642	21	52.205
3	52.393	33	56.483	22	52.223
4	52.450	34	56.882	23	52.159
5	52.273	35	55.894	24	52.110
6	52.441	36	55.443	25	53.222
7	52.135	37	55.705	26	4:30.591
8	16:23.218	38	55.426	27	53.514
9	58.770	39	55.131	28	53.171
10	33:39.380	40	55.962	29	53.081
11	58.055	41	1:00.173	30	55.430
12	57.820	42	55.919	31	53.739
13	56.405	43	55.223	32	53.148
14	52.967	44	55.500	33	52.915
15	52.637	45	3:25.397	34	53.184
16	52.488	46	55.484	35	53.187
N°57 LORRAINE- Black Arro BRUNELLI Julien		47	3:50.669	36	52.664
1	1:00.003	48	55.537	37	52.736
2	56.966	49	55.321	38	52.731
		50	55.768	39	53.839

LE FCS G. GONDEUIL

Angerville (IDF) 05-06/11/2016

ASK Angerville

Apex Timing 

Endurance

Endurance Libre 2 (L2) Analyse des tours

Pour information, sans valeur officielle

Tours	Temps au tour	Tours	Temps au tour	Tours	Temps au tour
40	52.899	15	56.585	63	55.972
41	3:36.659	16	56.225	64	55.985
42	53.293	17	56.642	65	56.003
43	53.247	18	5:00.076	66	57.025
44	53.101	19	58.209	67	56.199
45	52.700	20	57.626	68	56.068
46	52.651	21	56.330	69	55.930
47	53.049	22	56.046	70	56.561
48	52.836	23	58.186	N°75 INSEEC_PARIS SULLY Nicolas	
49	53.716	24	57.236	1	1:00.152
50	52.720	25	55.902	2	58.807
51	52.802	26	56.054	3	58.185
52	52.547	27	55.920	4	58.353
53	4:25.083	28	56.153	5	57.983
54	52.834	29	56.554	6	57.896
55	52.978	30	56.378	7	57.730
56	52.609	31	56.007	8	57.746
57	52.770	32	56.094	9	58.018
58	52.566	33	56.182	10	58.147
59	52.593	34	56.614	11	3:07.781
60	14:01.286	35	55.989	12	1:00.053
61	53.876	36	56.395	13	59.791
62	53.105	37	4:28.197	14	58.646
63	53.157	38	56.993	15	58.518
64	53.256	39	56.383	16	59.913
65	52.748	40	57.808	17	58.472
66	52.818	41	57.285	18	9:28.890
67	53.164	42	56.548	19	59.593
68	6:45.907	43	56.722	20	58.630
69	53.586	44	56.081	21	58.495
70	53.002	45	55.994	22	58.646
71	53.037	46	56.041	23	58.030
72	53.245	47	5:15.613	24	2:38.558
N°73 NEVERS Racing Team VACHEYROU Kevin		48	56.541	25	58.199
1	59.599	49	57.158	26	57.694
2	58.094	50	56.511	27	57.789
3	57.584	51	56.179	28	57.698
4	57.666	52	56.082	29	57.292
5	57.552	53	56.277	30	57.245
6	56.992	54	56.080	31	5:16.750
7	57.080	55	56.229	32	55.575
8	56.456	56	55.751	33	55.012
9	57.436	57	55.919	34	54.932
10	56.687	58	2:40.122	35	54.782
11	56.427	59	56.257	36	2:29.998
12	56.522	60	56.149	37	58.086
13	56.659	61	56.271	38	57.592
14	56.381	62	56.062	39	57.200

LE FUS GOURDEUIL

Angerville (IDF) 05-06/11/2016

ASK Angerville

Apex Timing 

Endurance

Endurance Libre 2 (L2) Analyse des tours

Pour information, sans valeur officielle

Tours	Temps au tour	Tours	Temps au tour	Tours	Temps au tour
40	57.278	15	54.443	27	54.291
41	56.993	16	53.962	N°95 VAL d'OISE- JFJ Perf LEGAY Alexis	
42	2:48.747	17	53.739	1	1:00.350
43	56.984	18	53.491	2	56.161
44	57.157	19	53.497	3	54.278
45	56.956	20	28:29.155	4	53.794
46	56.055	21	55.520	5	53.385
47	56.043	22	54.806	6	53.163
48	3:36.992	23	54.362	7	53.050
49	58.699	24	54.007	8	53.329
50	5:38.196	25	53.905	9	53.301
N°78 MAUREPAS-C2D Compéti CAYRON FX		26	53.885	10	53.091
1	56.676	27	6:12.090	11	53.063
2	55.977	28	54.858	12	53.199
3	10:59.070	29	54.358	13	52.766
4	1:03.672	30	54.116	14	52.749
5	56.706	31	54.350	15	52.833
6	55.952	32	54.167	16	52.824
7	55.579	33	4:59.636	17	3:00.129
8	55.757	34	54.201	18	53.692
9	55.261	35	53.867	19	53.371
10	55.286	N°93 ILE-DE-FRANCE - TEAM DUVAL Alain		20	53.812
11	55.413	1	57.633	21	53.172
12	55.252	2	56.292	22	53.517
13	55.295	3	55.752	23	4:52.784
14	55.347	4	55.580	24	54.625
15	55.502	5	55.293	25	58.572
16	55.209	6	55.582	26	53.960
17	55.261	7	59.308	27	53.291
18	55.335	8	56.340	28	55.808
19	55.453	9	55.306	29	53.237
20	55.353	10	55.316	30	3:07.934
N°91 ARPAJON - Team Gamat DAGUZE Eric		11	55.286	31	53.681
1	55.204	12	4:09.663	32	52.826
2	54.097	13	55.312	33	53.798
3	53.806	14	55.128	34	52.853
4	53.760	15	56.261	35	53.058
5	53.615	16	54.484	36	52.943
6	53.555	17	54.268	37	52.877
7	54.093	18	54.366	38	53.008
8	53.698	19	54.219	39	52.937
9	54.017	20	54.247	40	3:43.071
10	54.133	21	54.272	41	54.405
11	11:07.802	22	11:28.609	42	55.217
12	54.504	23	55.411	43	53.906
13	55.082	24	54.870	44	53.647
14	53.733	25	54.573	45	53.615
		26	54.594	46	54.196

LE FCS G. GONDEUIL

Angerville (IDF) 05-06/11/2016

ASK Angerville

Apex Timing 

Endurance

Endurance Libre 2 (L2) Analyse des tours

Pour information, sans valeur officielle

Tours	Temps au tour	Tours	Temps au tour
47	54.110	22	55.372
48	53.973	23	54.855
49	53.607	24	55.321
50	53.434	25	2:24.101
51	53.713	26	54.596
52	53.762	27	54.424
53	53.312	28	54.378
54	53.478	29	54.342
55	9:37.370	30	54.283
56	53.746	31	54.215
57	53.465	32	53.919
58	53.415	33	53.937
59	53.156	34	53.919
60	53.196	35	54.204
61	53.203	36	54.056
62	53.032	37	53.981
63	3:44.482	38	54.159
64	53.307	39	54.198
65	53.312	40	6:36.492
66	53.515	41	55.957
67	53.551	42	54.757
68	53.662	43	54.548
69	2:38.766	44	54.312
70	53.305	45	54.210
71	53.134	46	54.553
72	53.182	47	54.496
		48	54.304
		49	54.352
		50	55.951
		51	54.341
		52	54.375
		53	54.515
		54	2:36.182
		55	54.878
		56	54.366
		57	54.643
		58	54.398
		59	54.084
		60	54.066
		61	53.951
		62	53.959
		63	54.266
N°96 Ile de France_Willk PETIT Xavier			
1	55.022		
2	54.488		
3	54.419		
4	54.275		
5	53.975		
6	53.805		
7	54.009		
8	54.830		
9	2:25.966		
10	56.689		
11	56.771		
12	56.177		
13	55.935		
14	55.692		
15	55.302		
16	55.040		
17	56.195		
18	55.145		
19	55.902		
20	55.602		
21	55.737		

LE FUS G. GONDEUIL

Angerville (IDF) 05-06/11/2016

ASK Angerville

Apex Timing 

Endurance

**Endurance
Chrono (CH)
Résultats**

Sous réserve du contrôle technique ou d'incidents d'ordre sportif

Clit	N°	Equipe	Groupe	Temps	Ecart	Tour	Chassis	Moteur
1	1	SARTHE - RTKF 1	1	1:11.094		13	Sodi	Parilla
2	72	SARTHE - RTKF 2	1	1:11.259	0.165	13	Sodi	Parilla
3	26	CORMEILLES - MD	2	1:11.926	0.832	9	Sodi	Rotax
4	11	SARTHE - RTKF GP2	2	1:12.878	1.784	10	Sodi	Rotax
5	95	VAL d'OISE- JFJ Perf	1	1:13.524	2.430	9	Sodi	TM
6	17	LA ROCHELLE - Maleva	2	1:13.634	2.540	11	Tony	Rotax
7	91	ARPAJON - Team Gamat	2	1:13.821	2.727	10	Tony	X30
8	55	ROUEN_GSK-REK	1	1:14.233	3.139	12	Sodi	Vortex
9	16	CHARENTE - Crouail M	1	1:14.668	3.574	9	Tony	Vortex
10	96	Ile de France_Willk	2	1:16.414	5.320	6	Sodi	Rotax
11	19	LE MANS - Malevaut S	2	1:16.499	5.405	8	Tony	Super Rok
12	78	MAUREPAS-C2D Compéti	2	1:18.699	7.605	10	Tony	X30
13	49	ANGERS - MDCK	2	1:19.013	7.919	10	Sodi	Rotax
14	79	TRAPPES -BRK KST 1	2	1:19.442	8.348	10	Birel	Rotax
15	57	LORRAINE- Black Arro	2	1:19.874	8.780	9	Sodi	Rotax
16	21	COTE D'OR 1 - Team P	2	1:22.414	11.320	11	Kosmic	Rotax
17	50	LA MANCHE - Kartmag	1	1:23.179	12.085	4	Tony	Vortex
18	45	MALESHERBES - Team C	2	1:23.695	12.601	11	Tony	Rotax
19	23	MONTESSON - MGT	1	1:24.313	13.219	8	Birel Art	TM
20	46	PARIS - TNB Sport	2	1:24.772	13.678	4	Kosmic	Rok DVS
21	75	INSEEC_PARIS	2	1:27.233	16.139	6	Birel	Rotax
22	73	NEVERS Racing Team	3	1:27.736	16.642	5	Sodi	Rotax J
23	24	CENTRE - Wintec	1	1:30.905	19.811	8	Sodi	Parilla
24	54	BRETAGNE - SKC	1	1:36.400	25.306	3	Kosmic	Vortex
25	93	ILE-DE-FRANCE - TEAM	2	1:58.822	47.728	1	Tony	Rotax
26	44	PAYS de LOIRE - 2EKJ	2	Déclassement		10	Sodi	Rotax

N°44 PAYS de LOIRE - 2EKJ PEYRUSSAN Mat : Poids non conforme Art:19 du RSN 2016

Départ : 06/11 - 08:27:59

Meilleur tour : N°1 SARTHE - RTKF 1 FIAULT Charles

1:11.094

Météo : Soleil Air : 3°C Piste : Sèche

Endurance

Endurance
Chrono (CH)
Analyse des tours

Pour information, sans valeur officielle

Tours		Temps au tour	Tours		Temps au tour	Tours		Temps au tour
N°1 SARTHE - RTKF 1 FIAULT Charles			7		1:14.573	7		1:31.109
1		1:22.459	8		1:13.894	8		1:30.905
2		1:16.124	9		1:14.663	9		1:32.690
3		1:14.533	10		1:14.642	N°26 CORMEILLES – MD MINIER Kévin		
4		1:14.505	11		1:13.634	1		1:19.643
5		1:13.814	12		1:14.184	2		1:16.315
6		1:13.373	N°19 LE MANS - Malevaut S MONGONDRY Guillaume			3		1:13.773
7		1:12.720	1		1:26.095	4		1:14.356
8		1:12.512	2		1:19.410	5		1:13.472
9		1:12.093	3		1:19.639	6		1:13.482
10		1:11.843	4		1:17.716	7		1:13.722
11		1:13.277	5		1:16.681	8		1:13.606
12		1:11.814	6		1:17.465	9		1:11.926
13		1:11.094	7		1:16.591	10		1:12.684
N°11 SARTHE – RTKF GP2 GAUTIER Jacques			8		1:16.499	11		1:12.037
1		1:25.151	9		1:17.534	12		1:12.893
2		1:17.923	10		1:16.610	N°44 PAYS de LOIRE – 2EKJ PEYRUSSAN Mat		
3		1:14.955	11		1:16.876	1		1:32.520
4		1:15.957	12		1:16.912	2		1:28.487
5		1:14.150	N°21 COTE D'OR 1 - Team P LE FAUCHEUX Éric			3		1:27.755
6		1:14.373	1		1:35.242	4		1:28.137
7		1:14.263	2		1:29.129	5		1:31.979
8		1:13.775	3		1:27.348	6		1:27.278
9		1:14.208	4		1:26.049	7		1:28.745
10		1:12.878	5		1:24.315	8		1:26.281
11		1:12.955	6		1:24.450	9		1:29.059
12		1:13.534	7		1:22.503	10		1:24.754
N°16 CHARENTE - Crouail M FIDELE Lilian			8		1:22.737	11		1:25.870
1		1:25.398	9		1:24.151	N°45 MALESHERBES - Team C CIRET Claude		
2		1:23.209	10		1:23.280	1		1:43.131
3		1:17.410	11		1:22.414	2		1:32.215
4		1:17.060	N°23 MONTESSON – MGT CARBONNEL Arthur			3		1:27.216
5		1:18.046	1		1:40.885	4		1:26.556
6		1:15.569	2		1:33.723	5		1:28.013
7		1:15.634	3		1:28.160	6		1:26.679
8		1:14.976	4		1:26.924	7		1:24.647
9		1:14.668	5		1:26.876	8		1:25.433
10		1:15.250	6		1:24.674	9		1:25.410
11		1:19.148	7		1:25.953	10		1:24.174
12		1:14.716	8		1:24.313	11		1:23.695
N°17 LA ROCHELLE - Maleva AUNIS Quentin			N°24 CENTRE - Wintec VROMANT Alexandre			N°46 PARIS - TNB Sport RIVIERE Serge		
1		1:23.422	1		1:45.822	1		1:43.074
2		1:17.357	2		1:37.096	2		1:32.600
3		1:15.419	3		1:33.790	3		1:27.225
4		1:14.771	4		1:32.892	4		1:24.772
5		1:15.015	5		1:31.735			
6		1:15.191	6		1:31.455			

Endurance

Endurance
Chrono (CH)
Analyse des tours

Pour information, sans valeur officielle

Tours	Temps au tour	Tours	Temps au tour	Tours	Temps au tour
N°49 ANGERS - MDCK MENANTEAU Jean					
1	1:33.231	8	1:21.435	8	1:19.202
2	1:26.697	9	1:19.874	9	1:21.143
3	1:28.034	10	1:20.369	10	1:18.699
4	1:25.955	11	1:20.643	11	1:21.845
5	1:22.783	N°72 SARTHE - RTKF 2 COMPERE Victor			
6	1:22.887	1	1:21.048	N°79 TRAPPES -BRK KST 1 VAUDIER Laurent	
7	1:20.915	2	1:15.318	1	1:34.106
8	1:20.203	3	1:13.420	2	1:28.706
9	1:20.550	4	1:14.065	3	1:24.199
10	1:19.013	5	1:13.211	4	1:22.701
11	1:21.963	6	1:12.385	5	1:22.352
N°50 LA MANCHE - Kartmag BOUILLAND Arnaud					
1	1:24.713	7	1:15.008	6	1:21.381
2	1:23.716	8	1:12.028	7	1:21.528
3	1:26.373	9	1:11.362	8	1:20.586
4	1:23.179	10	1:12.134	9	1:21.235
5	1:24.317	11	1:12.030	10	1:19.442
6	1:24.816	12	1:12.073	11	1:19.957
7	1:24.305	13	1:11.259	N°91 ARPAJON - Team Gamat DAGUZE Eric	
8	1:23.736	N°73 NEVERS Racing Team VACHEYROU Kévin			
N°54 BRETAGNE - SKC HOUTIN Jonathan					
1	1:50.765	1	1:39.531	1	1:25.353
2	1:39.267	2	1:32.270	2	1:20.703
3	1:36.400	3	2:14.248	3	1:16.836
N°55 ROUEN_GSK-REK GUIGNET Jean Philipp					
1	1:27.322	4	1:29.011	4	1:16.466
2	1:20.523	5	1:27.736	5	1:16.104
3	1:18.070	6	1:30.462	6	1:15.339
4	1:17.839	7	1:29.612	7	1:14.687
5	1:16.220	8	1:32.047	8	1:14.259
6	1:16.694	9	1:58.161	9	1:14.013
7	1:17.205	N°75 INSEEC_PARIS SULLY Nicolas			
8	1:16.895	1	1:42.474	10	1:13.821
9	1:16.889	2	1:36.313	11	1:14.138
10	1:15.228	3	1:29.496	N°93 ILE-DE-FRANCE - TEAM DUVAL Alain	
11	1:15.757	4	1:29.799	1	1:58.822
12	1:14.233	5	1:28.702	N°95 VAL d'OISE- JFJ Perf LEGAY Alexis	
N°57 LORRAINE- Black Arro BRUNELLI Julien					
1	1:36.638	6	1:27.233	1	1:28.458
2	1:25.979	7	1:33.820	2	1:18.917
3	1:24.351	8	1:34.380	3	1:16.772
4	1:24.627	9	1:28.234	4	1:16.962
5	1:24.005	10	1:34.298	5	1:15.781
6	1:23.680	N°78 MAUREPAS-C2D Compéti CAYRON FX			
7	1:21.090	1	1:28.813	6	1:14.092
N°96 Ile de France_Wilk PETIT Xavier					
N°92					
N°94					
N°96					
N°97					
N°98					
N°99					
N°100					

LE FUS GOURDEUIL

Angerville (IDF) 05-06/11/2016

ASK Angerville

Apex Timing 

Endurance

Endurance
Chrono (CH)
Analyse des tours

Pour information, sans valeur officielle

Tours	Temps au tour
6	1:16.414
7	1:17.624
8	1:17.178
9	1:16.828
10	1:17.152
11	1:16.778

LE FUS G. GONDEAU

Angerville (IDF) 05-06/11/2016
ASK Angerville

Apex Timing 

Endurance

Endurance

3Heures 1 (31)

Résultats après 1 heure.

Sous réserve du contrôle technique ou d'incidents d'ordre sportif

Cl	N°	Group	-M-	Equipe	Meilleur tour	Interv.	Ecart	Tours	Chassis	Moteur
1	1	1		SARTHE - RTKF 1	1:10.074			50	Sodi	Parilla
2	72	1		SARTHE - RTKF 2	1:09.959	10.673	10.673	50	Sodi	Parilla
3	11	2		SARTHE - RTKF GP2	1:11.032	40.158	50.831	50	Sodi	Rotax
4	95	1		VAL d'OISE- JFJ Perf	1:11.178	1 Tour	1 Tour	49	Sodi	TM
5	17	2		LA ROCHELLE - Maleva	1:10.730	39.413	1 Tour	49	Tony	Rotax
6	26	2		CORMEILLES - MD	1:11.126	7.297	1 Tour	49	Sodi	Rotax
7	55	1		ROUEN_GSK-REK	1:11.955	1 Tour	2 Tours	48	Sodi	Vortex
8	91	2		ARPAJON - Team Gamat	1:10.242	3.361	2 Tours	48	Tony	X30
9	96	2		Ile de France_Willk	1:11.986	14.504	2 Tours	48	Sodi	Rotax
10	19	2		LE MANS - Malevaut S	1:12.899	17.566	2 Tours	48	Tony	Super Rok
11	78	2		MAUREPAS-C2D Compé	1:16.189	2 Tours	4 Tours	46	Tony	X30
12	79	2		TRAPPES -BRK KST 1	1:12.917	1 Tour	5 Tours	45	Birel	Rotax
13	24	1		CENTRE - Wintec	1:10.780	17.317	5 Tours	45	Sodi	Parilla
14	23	1		MONTESSON - MGT	1:15.036	24.470	5 Tours	45	Birel Art	TM
15	57	2		LORRAINE- Black Arro	1:17.020	24.727	5 Tours	45	Sodi	Rotax
16	21	2		COTE D'OR 1 - Team P	1:17.847	1 Tour	6 Tours	44	Kosmic	Rotax
17	50	1		LA MANCHE - Kartmag	1:10.764	1.080	6 Tours	44	Tony	Vortex
18	49	2		ANGERS - MDCK	1:13.544	43.403	6 Tours	44	Sodi	Rotax
19	73	3		NEVERS Racing Team	1:18.160	1 Tour	7 Tours	43	Sodi	Rotax J
20	45	2		MALESHERBES - Team C	1:20.203	29.330	7 Tours	43	Tony	Rotax
21	44	2		PAYS de LOIRE - 2EKJ	1:13.388	1 Tour	8 Tours	42	Sodi	Rotax
22	16	1		CHARENTE - Crouail M	1:12.076	36.133	8 Tours	42	Tony	Vortex
23	93	2		ILE-DE-FRANCE - TEAM	1:12.050	26.003	8 Tours	42	Tony	Rotax
24	75	2		INSEEC_PARIS	1:19.055	2 Tours	10 Tours	40	Birel	Rotax
25	46	2		PARIS - TNB Sport	1:17.723	1 Tour	11 Tours	39	Kosmic	Rok DVS
26	54	1		BRETAGNE - SKC	1:12.193	1:43.440	11 Tours	39	Kosmic	Vortex

Tête de course : N°1 SARTHE - RTKF 1 FIAULT Charles (1-31) / N°72 SARTHE - RTKF 2 COMPERE Victor (32-32) / N°1 SARTHE - RTKF 1 FIAULT Charles (33-50) / N°72 SARTHE - RTKF 2 COMPERE Victor (51-53) / N°11 SARTHE - RTKF GP2 GAUTIER Jacques (54-55) / N°17 LA ROCHELLE - Maleva AUNIS Quentin (56-71)

Meilleur tour : N°72 SARTHE - RTKF 2 COMPERE Victor 1:09.959

Ancien record de l'épreuve : N°1 SARTHE - RTKF 1 FIAULT Charles 1:11.094

Endurance

Endurance

3Heures 1 (31)

Résultats après 2 heures.

Sous réserve du contrôle technique ou d'incidents d'ordre sportif

Clit	N°	Group	-M-	Equipe	Meilleur tour	Interv.	Ecart	Tours	Chassis	Moteur
1	▲ ⁵	17	2	LA ROCHELLE - Maleva	54.487			101	Tony	Rotax
2	▼ ¹	1	1	SARTHE - RTKF 1	53.144	40.093	40.093	101	Sodi	Parilla
3	▼ ¹	72	1	SARTHE - RTKF 2	53.654	1 Tour	1 Tour	100	Sodi	Parilla
4	▲ ⁴	55	1	ROUEN_GSK-REK	53.681	26.059	1 Tour	100	Sodi	Vortex
5	▲ ²	91	2	ARPAJON - Team Gamat	54.923	2 Tours	3 Tours	98	Tony	X30
6	▼ ¹	95	1	VAL d'OISE- JFJ Perf	53.450	1:48.696	3 Tours	98	Sodi	TM
7	▲ ⁴	19	2	LE MANS - Malevaut S	54.388	8.359	3 Tours	98	Tony	Super Rok
8	▼ ⁴	11	2	SARTHE - RTKF GP2	54.653	9.028	3 Tours	98	Sodi	Rotax
9	▼ ⁶	26	2	CORMEILLES - MD	53.844	12.777	3 Tours	98	Sodi	Rotax
10	▲ ¹³	24	1	CENTRE - Wintec	53.665	1 Tour	4 Tours	97	Sodi	Parilla
11	▼ ¹	96	2	Ile de France_Wilk	54.792	1 Tour	5 Tours	96	Sodi	Rotax
12	▼ ³	16	1	CHARENTE - Crouail M	54.000	3 Tours	8 Tours	93	Tony	Vortex
13	▲ ²	57	2	LORRAINE- Black Arro	57.051	1:51.680	8 Tours	93	Sodi	Rotax
14	▲ ⁵	23	1	MONTESSON - MGT	53.393	13.908	8 Tours	93	Birel Art	TM
15	▼ ³	78	2	MAUREPAS-C2D Compé	55.484	23.499	8 Tours	93	Tony	X30
16	▲ ¹	50	1	LA MANCHE - Kartmag	54.205	1 Tour	9 Tours	92	Tony	Vortex
17	▼ ⁴	49	2	ANGERS - MDCK	56.846	1 Tour	10 Tours	91	Sodi	Rotax
18	▼ ⁴	79	2	TRAPPES -BRK KST 1	56.363	31.431	10 Tours	91	Birel	Rotax
19	▼ ¹	45	2	MALESHERBES - Team C	58.627	1 Tour	11 Tours	90	Tony	Rotax
20	▼ ⁴	21	2	COTE D'OR 1 - Team P	57.079	2:09.834	11 Tours	90	Kosmic	Rotax
21	▲ ⁵	44	2	PAYS de LOIRE - 2EKJ	58.271	1 Tour	12 Tours	89	Sodi	Rotax
22	▼ ¹	75	2	INSEEC_PARIS	56.156	3 Tours	15 Tours	86	Birel	Rotax
23	▼ ³	46	2	PARIS - TNB Sport	1:01.483	2 Tours	17 Tours	84	Kosmic	Rok DVS
24	▼ ²	73	3	NEVERS Racing Team	56.676	5 Tours	22 Tours	79	Sodi	Rotax J
25	=	93	2	ILE-DE-FRANCE - TEAM	56.276	2 Tours	24 Tours	77	Tony	Rotax
26	▼ ²	54	1	BRETAGNE - SKC	57.677	2 Tours	26 Tours	75	Kosmic	Vortex

Tête de course : N°1 SARTHE - RTKF 1 FIAULT Charles (1-31) / N°72 SARTHE - RTKF 2 COMPERE Victor (32-32) / N°1 SARTHE - RTKF 1 FIAULT Charles (33-50) / N°72 SARTHE - RTKF 2 COMPERE Victor (51-53) / N°11 SARTHE - RTKF GP2 GAUTIER Jacques (54-55) / N°17 LA ROCHELLE - Maleva AUNIS Quentin (56-81) / N°91 ARPAJON - Team Gamat DAGUZE Eric (82-90) / N°17 LA ROCHELLE - Maleva AUNIS Quentin (91-101)

Meilleur tour : N°1 SARTHE - RTKF 1 FIAULT Charles 53.144

Ancien record de l'épreuve : N°1 SARTHE - RTKF 1 FIAULT Charles 1:11.094

N°96 1:55:20
Tour 91

Endurance

Endurance

Document 10.2 OFFICIEL

3Heures 1 (31)

Sous réserve du contrôle technique ou d'incidents d'ordre sportif

Résultats après 3 heures.

Cl't	N°	Grou	-M-	Equipe	Meilleur tour	Interv.	Ecart	Tours	Chassis	Moteur
1	1	1		SARTHE - RTKF 1	52.634			166	Sodi	Parilla
2	72	1		SARTHE - RTKF 2	52.762	31.776	31.776	166	Sodi	Parilla
3	17	2		LA ROCHELLE - Maleva	53.275	3 Tours	3 Tours	163	Tony	Rotax
4	26	2		CORMEILLES - MD	53.557	1 Tour	4 Tours	162	Sodi	Rotax
5	55	1		ROUEN_GSK-REK	52.766	15.147	4 Tours	162	Sodi	Vortex
6	95	1		VAL d'OISE- JFJ Perf	52.863	1 Tour	5 Tours	161	Sodi	TM
7	24	1		CENTRE - Wintec	52.695	1 Tour	6 Tours	160	Sodi	Parilla
8	91	2		ARPAJON - Team Gamat	54.133	1 Tour	7 Tours	159	Tony	X30
9	11	2		SARTHE - RTKF GP2	54.458	1 Tour	8 Tours	158	Sodi	Rotax
10	23	1		MONTESSON - MGT	53.018	1 Tour	9 Tours	157	Birel Art	TM
11	96	2		Ile de France_Willk	54.205	3 Tours	12 Tours	154	Sodi	Rotax
12	57	2		LORRAINE- Black Arro	56.215	4 Tours	16 Tours	150	Sodi	Rotax
13	79	2		TRAPPES -BRK KST 1	55.677	34.677	16 Tours	150	Birel	Rotax
14	78	2		MAUREPAS-C2D Compé	54.707	1 Tour	17 Tours	149	Tony	X30
15	44	2		PAYS de LOIRE - 2EKJ	54.467	18.067	17 Tours	149	Sodi	Rotax
16	16	1		CHARENTE - Crouail M	52.866	1 Tour	18 Tours	148	Tony	Vortex
17	21	2		COTE D'OR 1 - Team P	55.393	18.611	18 Tours	148	Kosmic	Rotax
18	49	2		ANGERS - MDCK	55.890	11.733	18 Tours	148	Sodi	Rotax
19	45	2		MALESHERBES - Team C	54.386	1 Tour	19 Tours	147	Tony	Rotax
20	19	2		LE MANS - Malevaut S	54.064	6 Tours	25 Tours	141	Tony	Super Rok
21	75	2		INSEEC_PARIS	56.044	5 Tours	30 Tours	136	Birel	Rotax
22	73	3		NEVERS Racing Team	56.033	1 Tour	31 Tours	135	Sodi	Rotax J
23	46	2		PARIS - TNB Sport	54.061	3 Tours	34 Tours	132	Kosmic	Rok DVS
24	54	1		BRETAGNE - SKC	53.270	15 Tours	49 Tours	117	Kosmic	Vortex
25	50	1		LA MANCHE - Kartmag	52.670	1 Tour	50 Tours	116	Tony	Vortex
26	93	2		ILE-DE-FRANCE - TEAM	54.192	18 Tours	68 Tours	98	Tony	Rotax

N°11 SARTHE - RTKF GP2 GAUTIER Jacques : 11 = 1tour penalite non respect configuration du circuit.

N°44 PAYS de LOIRE - 2EKJ PEYRUSSAN Mat : 44 = 1minute de penalite pour poids non conforme.

N°16 CHARENTE - Crouail M FIDELE Lilian : 16 = 3minutes de penalite pour double sous drapeau jaune.

N°50 LA MANCHE - Kartmag BOUILLAND Arnaud : 50 = 3minutes de penalite pour utilisation d outil sur le circuit.

N°93 ILE-DE-FRANCE - TEAM DUVAL Alain : 93 = 3minutes de penalite a double sous drapeau jaune.

Tête de course : N°1 SARTHE - RTKF 1 FIAULT Charles (1-31) / N°72 SARTHE - RTKF 2 COMPERE Victor (32-32) / N°1 SARTHE - RTKF 1 FIAULT Charles (33-50) / N°72 SARTHE - RTKF 2 COMPERE Victor (51-53) / N°11 SARTHE - RTKF GP2 GAUTIER Jacques (54-55) / N°17 LA ROCHELLE - Maleva AUNIS Quentin (56-81) / N°91 ARPAJON - Team Gamat DAGUZE Eric (82-90) / N°17 LA ROCHELLE - Maleva AUNIS Quentin (91-123) / N°1 SARTHE - RTKF 1 FIAULT Charles (124-124) / N°17 LA ROCHELLE - Maleva AUNIS Quentin (125-136) / N°1 SARTHE - RTKF 1 FIAULT Charles (137-166)

Départ : 06/11 - 09:24:08

Meilleur tour : N°1 SARTHE - RTKF 1 FIAULT Charles 52.634

Météo : Soleil Air : 5°C Piste : Sèche

Ancien record de l'épreuve : N°1 SARTHE - RTKF 1 FIAULT Charles 1:11.094

N°96 1:55:20
Tour 91

Endurance

Endurance 3Heures 1 (31) Tableau des tours


Pour information, sans valeur officielle

	1	2	3	4	5	6	7	8	9	10	11	12	13	14	15	16	17	18	19	20	21	22	23	24	25	26
Grille	1	72	26	11	95	17	91	55	16	96	19	78	49	79	57	21	50	45	23	46	75	73	24	54	93	44
Départ	1	72	26	11	95	17	55	96	19	78	49	79	57	50	23	21	46	45	75	24	73	54	93	91	44	16
Tour 1	1	72	26	11	95	55	17	96	19	78	57	49	21	79	46	50	23	45	73	24	75	54	93	91	44	16
Intervalle		1.3	0.2	0.6	0.4	1.1	0.2	1.0	0.6	2.7	0.7	0.5	1.4	1.2	1.3	1.8	0.2	0.5	1.0	5.2	0.2	3.0	0.6	1:12	18.4	1:25
Tour 2	1	72	26	11	95	17	55	96	19	78	57	49	21	79	46	23	50	45	73	24	75	54	93	91	44	16
Tour 3	1	72	26	11	95	17	55	96	19	78	49	57	21	79	23	50	45	73	75	24	54	93	91	44	16	46
Tour 4	1	72	11	95	17	26	55	96	19	78	49	57	21	79	23	45	73	75	24	54	91	93	44	50	16	46
Tour 5	1	72	11	95	26	17	55	96	19	49	78	57	21	79	23	45	73	24	54	91	75	93	44	50	16	46
Tour 6	1	72	11	95	26	17	55	96	19	57	78	49	21	79	23	45	73	91	24	54	93	44	50	16	75	46
Tour 7	1	72	11	95	26	17	55	96	19	57	78	21	79	49	23	45	73	91	24	54	93	44	50	16	75	46
Tour 8	1	72	11	95	26	17	55	96	19	57	78	21	49	79	23	45	73	91	24	93	50	44	16	75	46	54
Tour 9	1	72	11	95	26	17	55	96	19	57	78	49	21	79	23	45	73	91	50	44	93	16	75	24	46	54
Tour 10	1	72	11	95	26	17	55	96	19	57	78	49	21	79	23	45	91	73	50	16	44	93	75	24	46	54
Tour 11	1	72	11	26	95	17	55	96	19	57	78	49	21	79	23	91	45	73	50	16	44	75	24	93	46	54
Tour 12	1	72	11	26	95	17	55	96	19	57	78	49	21	79	23	91	45	73	50	16	44	24	75	93	46	54
Tour 13	1	72	11	26	95	17	55	96	19	57	78	49	21	79	91	23	45	73	50	16	44	24	75	93	46	54
Tour 14	1	72	11	26	95	17	55	96	19	57	78	49	91	21	79	23	45	73	50	44	24	75	16	93	46	54
Tour 15	1	72	11	26	95	17	55	96	19	57	78	49	91	21	79	23	45	73	50	44	24	75	16	93	46	54
Tour 16	1	72	11	26	95	17	55	19	96	57	78	91	49	21	79	23	45	73	50	44	24	16	75	93	46	54
Tour 17	1	72	11	26	95	17	55	19	96	57	78	91	21	79	23	45	73	50	44	24	16	75	49	93	46	54
Tour 18	1	72	11	26	95	17	55	19	96	57	78	91	21	23	79	45	73	50	24	44	16	75	49	93	46	54
Tour 19	1	72	11	26	95	17	55	19	96	91	57	78	21	23	79	45	50	73	24	44	16	75	49	93	46	54
Tour 20	1	72	11	26	95	17	55	19	96	91	57	78	21	23	79	45	50	73	24	44	16	75	49	93	46	54
Tour 21	1	72	11	26	95	17	55	19	96	91	57	78	21	23	79	45	50	73	24	44	16	49	93	46	75	54

LE FCS G. GONDEUIL

Angerville (IDF) 05-06/11/2016

ASK Angerville

Apex Timing 



Endurance

Endurance 3Heures 1 (31) Tableau des tours

Pour information, sans valeur officielle

Tour 22	1	72 4.3	11 27.0	26 1.5	95 9.2	17 13.5	55 2.1	19 38.1	96 7.3	91 53.7	57 17.3	78 0.6	21 34.0	23 7.9	79 1.1	45 41.1	50 10.0	73 40.8	24 46.2	44 45.2	16 6.6	49 1:19	93 58.8	46 56.7	75 24.3	54 39.0
Tour 23	1	72 5.3	11 26.6	26 1.0	95 10.5	17 13.4	55 2.7	19 39.5	96 7.9	91 51.2	57 24.4	78 0.2	21 33.9	23 7.8	79 1.9	45 42.3	50 3.4	73 48.8	24 36.6	44 54.7	16 0.0	49 1:22	93 55.8	46 59.3	75 30.6	54 26.0
Tour 24	1	72 5.8	11 27.3	26 1.6	95 11.1	17 13.3	55 3.3	19 42.4	96 7.1	91 48.4	78 30.2	57 2.6	21 33.2	23 6.1	79 3.3	45 40.9	50 2.0	73 54.3	24 27.5	16 56.4	44 8.0	49 1:17	93 54.8	75 1:38	54 13.8	46 1:09
Tour 25	1	72 5.9	11 28.2	26 2.2	95 25.0	17 2.9	55 43.7	19 9.0	96 30.4	95 14.7	91 34.7	78 2.6	21 35.1	23 6.8	79 2.5	45 38.6	50 10.4	73 53.5	24 16.9	16 58.3	49 1:27	93 53.5	44 37.6	75 1:10	46 1:22	54 39.0
Tour 26	1	72 6.6	11 28.5	26 1.8	95 26.2	17 2.7	55 45.9	19 9.0	96 30.2	95 12.8	91 39.7	78 2.4	21 37.0	23 6.3	79 2.8	45 34.0	50 16.5	73 1:03	24 1:00	16 1:07	49 21.8	93 51.0	44 40.4	75 1:17	46 1:22	54 30.6
Tour 27	1	72 7.7	11 29.1	26 0.9	95 28.0	17 2.2	55 48.0	19 10.5	96 27.9	95 13.1	91 43.1	78 4.2	21 36.6	23 8.2	79 31.0	45 21.7	50 56.6	73 8.4	24 54.4	16 1:12	49 17.6	93 50.2	44 41.2	75 1:24	46 1:22	54 23.2
Tour 28	1	72 8.6	26 31.0	11 0.1	17 29.1	55 1.5	19 49.8	96 10.7	95 27.7	91 11.2	78 48.1	57 5.6	21 38.6	79 5.8	50 26.7	45 28.0	24 49.5	23 17.0	16 46.9	73 1:19	49 14.2	93 50.9	44 40.6	75 1:30	46 1:23	54 15.6
Tour 29	1	72 8.8	26 31.8	11 0.3	17 29.8	55 1.0	19 52.2	96 11.7	95 25.6	91 9.6	79 1:44	50 22.9	78 51.2	24 24.6	57 2.1	23 22.0	21 2.2	16 39.8	45 33.3	73 52.0	49 10.4	93 50.0	44 41.3	75 1:35	46 1:24	54 7.5
Tour 30	1	72 8.7	26 31.6	11 0.6	17 31.8	55 1.0	19 52.8	96 13.3	95 24.1	91 7.4	79 1:50	78 1:14	24 18.5	57 14.5	23 17.4	50 1.1	21 3.9	16 31.4	45 47.0	73 44.7	49 5.5	93 49.5	44 43.0	75 1:41	54 1:24	46 1.3
Tour 31	1	72 9.0	26 31.9	11 0.7	17 32.9	55 0.8	19 1:30	96 1:15	95 6.0	91 25.4	78 1:30	24 12.8	57 24.2	50 10.1	23 5.5	21 10.6	79 3.8	16 15.6	45 59.5	73 37.5	49 3.8	93 47.1	44 43.5	75 1:47	54 1:18	46 9.1
Tour 32	72	17 1:06	55 0.6	1 22.6	11 42.7	26 2.1	95 24.8	19 1:18	96 6.2	91 21.4	78 1:35	24 7.5	57 32.9	50 2.0	23 10.7	79 12.5	21 3.6	16 9.7	45 1:10	73 31.1	49 0.7	93 46.9	44 43.0	75 1:54	54 1:09	46 17.2
Tour 33	1	72 9.8	11 33.9	26 10.2	95 16.6	17 10.7	55 41.9	19 27.5	96 6.4	91 19.0	78 1:41	24 0.6	50 35.6	57 7.2	23 9.5	79 8.8	21 12.7	16 2.3	45 1:19	73 22.6	49 2.8	93 46.5	44 40.5	75 2:00	54 1:01	46 23.7
Tour 34	1	72 9.8	11 33.4	26 14.5	95 12.2	17 44.8	55 10.2	19 28.2	96 6.5	91 18.0	24 1:41	78 5.1	50 28.6	57 15.7	23 6.5	79 6.6	16 14.3	21 5.0	45 1:25	49 11.7	73 7.3	93 43.2	44 39.8	75 2:06	54 54.2	46 30.7
Tour 35	1	72 9.8	11 32.8	26 19.4	95 7.9	17 45.6	55 11.5	19 30.1	96 4.3	91 16.1	24 1:40	78 10.5	50 22.8	57 23.9	23 4.0	79 3.1	16 15.1	21 18.9	45 1:21	49 1.4	73 11.4	93 38.5	44 40.7	75 2:12	54 46.6	46 38.9
Tour 36	1	72 9.2	11 34.1	26 22.3	95 5.2	17 46.8	55 30.2	19 13.4	96 2.5	91 14.2	24 1:39	78 17.4	50 17.9	57 30.1	23 1.9	79 0.0	16 16.5	21 24.9	49 1:17	45 7.5	73 6.3	93 34.0	44 41.7	75 2:18	54 40.3	46 46.4
Tour 37	1	72 11.3	11 33.8	26 26.3	95 0.8	17 46.7	55 33.2	19 12.9	96 2.1	91 12.6	24 1:37	78 23.9	50 12.5	57 35.3	23 3.1	79 1.0	16 10.7	21 32.4	49 1:11	45 16.2	73 1.4	93 28.8	44 43.3	75 2:22	54 33.5	46 55.1
Tour 38	1	72 11.2	11 34.9	95 28.2	26 8.8	17 37.3	55 34.8	96 14.8	91 9.9	19 7.3	24 1:30	78 29.8	50 6.4	79 36.7	23 7.8	57 7.7	21 38.7	49 1:05	73 22.8	45 3.9	93 19.2	44 43.8	16 41.7	75 1:45	54 27.1	46 1:02
Tour 39	1	72 10.5	11 34.7	95 29.3	26 12.8	17 33.8	55 35.4	96 15.9	91 6.7	19 11.5	78 2:02	79 39.0	23 11.1	57 12.8	24 2.6	21 36.1	50 37.8	49 22.9	73 25.0	45 10.0	93 6.7	44 45.0	16 40.9	75 1:51	46 1:31	54 1:43
Tour 40	1	72 11.1	11 34.1	95 30.6	26 16.5	17 29.4	55 37.8	96 17.1	91 2.3	19 14.3	78 2:06	79 33.7	24 27.4	23 0.4	57 5.6	21 36.0	50 30.8	49 25.1	73 28.7	45 15.3	93 41.3	44 40.4	16 24.3	75 1:33	46 1:33	54 1:36
Tour 41	1	72 11.2	11 33.7	95 31.3	26 18.9	17 26.1	55 39.0	96 18.0	91 0.4	19 16.9	78 2:09	79 28.5	24 26.4	23 5.4	57 7.2	21 36.8	50 22.5	49 34.9	73 26.3	45 20.4	93 31.9	44 38.3	16 26.0	75 1:36	46 1:36	54 1:28
Tour 42	1	72 11.6	11 34.7	95 32.0	26 21.0	17 23.2	55 39.7	91 17.3	96 2.1	19 15.6	78 2:13	79 25.2	24 24.1	23 10.3	57 14.8	21 31.1	50 15.7	49 37.6	73 30.6	45 25.4	93 22.7	44 36.1	16 26.0	75 1:43	46 1:37	54 1:20
Tour 43	1	72 11.9	11 34.9	95 33.7	26 24.0	17 19.6	55 41.7	91 15.6	96 2.7	19 15.4	78 2:16	79 21.5	24 22.2	23 14.8	57 19.2	21 29.6	50 7.9	49 40.8	73 34.8	45 29.3	93 13.9	44 34.8	16 25.4	75 1:49	46 1:40	54 1:11
Tour 44	1	72 12.0	11 34.4	95 37.3	26 32.0	17 8.1	55 43.7	91 12.7	96 5.5	19 15.6	78 2:19	79 18.5	24 19.7	23 20.2	57 20.4	21 30.1	50 1.0	49 43.4	73 38.7	45 33.8	93 4.5	44 35.4	16 22.4	75 1:56	46 1:43	54 1:05
Tour 45	1	72 12.6	11 34.9	95 37.8	26 34.9	17 4.1	55 45.5	91 10.8	96 7.6	19 15.9	78 2:22	79 14.6	24 17.3	23 24.4	57 24.7	50 22.5	21 7.0	49 45.5	73 36.9	44 34.7	45 7.8	16 24.8	93 22.5	75 2:01	46 1:46	54 56.2

LE FCS GRANDVILLE

Angerville (IDF) 05-06/11/2016

ASK Angerville

Apex Timing

Endurance

3Heures 1 (31)

Tableau des tours

Pour information, sans valeur officielle

Tour 46	1	72 12.9	11 36.1	95 37.4	26 37.6	17 1.9	55 47.3	91 7.9	96 10.1	19 15.4	78 2:26	79 10.7	24 15.9	23 30.3	57 24.8	21 30.3	50 16.2	73 1:06	44 28.5	45 17.2	16 16.7	93 19.7	49 8.5	46 3:47	75 11.2	54 37.7
Tour 47	1	72 12.3	11 36.8	95 37.9	17 40.1	26 1.1	55 45.9	91 6.1	96 12.7	19 15.9	78 2:29	79 7.1	24 13.9	23 33.8	57 27.2	21 31.0	50 8.2	73 1:13	44 24.2	45 29.7	16 2.8	93 19.4	49 12.1	46 3:50	75 7.6	54 34.9
Tour 48	1	72 11.6	11 37.5	95 38.0	17 39.9	26 4.4	55 44.7	91 3.3	96 14.5	19 17.5	78 2:32	79 3.1	24 10.4	23 39.4	57 28.1	21 31.6	50 1.4	73 1:20	44 19.4	16 31.0	45 8.2	93 10.0	49 16.5	46 3:52	75 5.9	54 32.5
Tour 49	1	72 10.5	11 39.3	95 37.5	17 39.4	26 7.2	55 44.5	91 1.4	96 15.5	19 18.4	79 2:35	78 0.1	24 7.4	23 42.6	57 30.7	50 26.3	21 13.0	73 1:14	44 15.7	16 29.0	93 17.1	45 0.1	49 19.5	46 3:57	75 0.5	54 31.9
Tour 50	1	72 10.6	11 40.1	95 58.4	17 17.1	26 9.7	55 46.6	91 0.2	96 14.6	19 17.8	79 2:35	78 3.3	24 2.5	23 46.9	57 30.3	50 21.9	21 19.2	73 1:13	44 12.4	16 27.3	93 15.9	45 10.2	49 12.1	46 4:00	75 2.9	54 4:48
Tour 51	72	11 40.9	95 1:02	17 15.1	26 10.5	91 44.5	55 0.9	1 9.0	96 6.8	19 16.8	79 2:35	24 3.8	78 0.5	23 48.9	57 31.2	50 17.5	73 1:38	44 10.2	16 25.1	93 15.8	21 14.6	45 4.7	49 6.4	75 3:57	46 10.3	54 4:38
Tour 52	72	11 41.0	17 1:16	26 12.8	91 42.5	55 1.6	1 7.4	96 9.9	19 15.2	95 26.9	24 2:09	79 0.0	78 4.4	23 51.1	57 31.7	50 10.8	73 1:46	44 2.6	16 24.2	21 38.2	49 5.5	45 1.8	75 3:54	46 15.7	54 4:31	93 4:18
Tour 53	72	11 42.4	17 1:15	26 14.6	91 39.8	55 3.4	1 5.7	96 12.0	19 13.8	95 28.6	24 2:04	79 3.3	78 6.4	23 51.9	57 29.0	50 7.7	44 1:51	73 1.4	16 21.0	21 47.2	45 8.0	49 1.1	75 3:43	46 2:13	54 4:20	93 2:29
Tour 54	11	17 1:13	26 17.8	91 36.0	55 5.5	1 4.4	96 13.5	72 1.1	19 13.4	95 27.9	24 2:02	79 6.9	78 8.8	23 51.2	57 27.7	50 4.0	44 1:53	73 4.1	16 19.0	21 52.6	49 4.0	45 6.4	75 3:46	46 2:03	93 6:45	54 6:34
Tour 55	11	17 1:13	26 22.4	91 30.9	55 7.6	1 2.8	72 15.1	96 0.3	19 15.0	95 27.7	24 1:59	79 9.1	78 10.2	50 1:19	57 0.4	23 1:45	44 6.5	16 25.1	49 57.5	21 0.8	45 11.5	73 38.2	75 2:59	46 2:06	93 6:40	54 6:30
Tour 56	17	26 25.9	91 27.8	55 8.1	1 1.2	72 15.0	96 2.6	19 15.1	95 26.6	11 11.2	24 1:47	79 11.4	78 12.8	50 1:14	57 3.7	23 1:43	44 3.8	16 25.9	49 58.3	21 4.9	45 15.1	73 32.6	75 2:54	46 2:10	93 6:36	54 6:28
Tour 57	17	26 28.9	91 26.0	55 8.4	1 0.1	72 14.5	96 3.9	19 15.6	95 26.4	11 13.0	24 1:42	79 15.1	78 1:24	50 8.4	57 46.2	23 52.7	16 28.2	49 1:00	21 9.9	44 41.0	73 3.6	75 2:51	45 0.1	46 2:13	93 6:31	54 6:24
Tour 58	17	26 38.3	91 17.3	55 9.0	1 0.1	72 12.8	96 6.0	19 15.5	95 25.8	11 14.2	24 1:38	50 1:39	78 1:02	23 46.3	79 12.8	57 9.0	16 5.7	49 1:00	21 14.7	44 37.4	73 3.8	75 2:48	45 2.8	46 2:18	93 6:21	54 6:19
Tour 59	17	26 39.7	91 15.8	1 8.3	72 12.9	55 4.7	96 2.2	19 15.3	95 24.7	11 15.1	24 1:35	50 1:41	78 1:07	23 40.6	79 15.4	57 7.5	16 5.1	49 1:02	21 18.1	44 32.9	73 5.0	75 2:47	45 2.0	46 2:21	93 6:17	54 6:14
Tour 60	17	26 41.7	91 11.6	72 22.2	1 1.4	55 4.9	96 1.3	19 15.5	95 24.1	11 17.2	24 1:30	78 2:54	50 25.8	23 10.5	57 24.1	16 2.7	49 1:04	21 21.6	44 27.7	79 9.7	73 0.2	75 2:42	45 2.5	46 2:22	93 6:14	54 6:10
Tour 61	17	26 42.8	91 9.4	72 21.3	55 9.4	19 15.4	95 25.0	1 50.3	96 14.4	24 39.0	11 10.4	78 2:47	50 23.3	23 9.5	16 26.8	57 0.8	49 1:05	21 26.5	44 22.9	79 8.9	73 1.1	75 2:42	45 3.2	46 2:21	93 6:12	54 6:07
Tour 62	17	91 53.5	72 20.8	55 10.6	95 40.2	26 26.7	1 21.9	96 16.9	19 13.5	24 20.8	11 12.1	78 2:49	50 21.4	23 8.2	16 27.5	57 1.4	49 1:05	21 29.9	44 19.4	79 8.1	73 3.1	45 2:43	46 2:22	75 48.0	93 5:23	54 6:03
Tour 63	17	55 1:24	95 39.2	91 27.0	26 3.1	72 12.8	1 4.3	96 19.1	19 14.1	24 17.5	11 13.5	78 2:50	50 18.5	16 34.6	57 3.5	49 1:05	21 33.6	44 14.6	79 8.2	73 5.7	23 27.0	45 2:13	46 2:22	75 48.7	93 5:23	54 9:03
Tour 64	17	55 1:27	91 1:04	26 5.1	72 10.9	1 3.5	96 21.2	19 22.1	24 6.6	11 14.2	95 1:17	78 1:34	50 16.3	16 33.8	57 4.9	49 1:04	21 37.2	44 10.0	79 8.2	73 7.2	23 24.4	45 2:18	46 2:19	75 48.0	93 5:21	54 8:59
Tour 65	17	91 53.8	26 6.5	72 9.8	1 2.5	55 16.8	96 7.6	19 21.5	24 3.6	11 16.0	95 1:16	78 1:35	50 15.4	57 38.7	49 1:04	21 40.5	44 5.1	79 9.0	73 13.6	23 17.0	16 4.8	45 2:14	46 2:20	75 46.2	93 5:21	54 8:54
Tour 66	17	91 53.4	26 7.3	72 8.0	1 2.5	55 17.8	96 7.6	24 23.6	19 0.1	11 16.3	95 1:15	78 1:38	50 12.6	57 40.4	49 1:03	21 44.3	44 0.3	79 9.4	73 15.9	23 13.0	16 14.3	45 2:07	46 2:19	75 46.4	93 5:20	54 8:50
Tour 67	17	91 53.3	26 7.9	72 6.2	1 2.3	55 18.5	96 8.1	24 21.6	19 3.5	11 1:18	95 10.5	78 1:41	50 9.5	57 40.9	49 1:03	44 43.0	21 4.8	79 4.8	73 17.3	23 9.5	16 20.3	45 2:02	46 2:19	75 44.6	93 5:21	54 8:47
Tour 68	17	91 51.6	26 10.2	72 4.4	1 1.7	55 19.6	96 8.2	24 19.0	19 7.4	11 1:16	95 8.8	78 1:45	50 6.4	57 41.3	49 1:03	44 42.8	21 8.6	79 0.6	73 25.6	23 23.8	16 2:00	45 2:19	46 43.1	75 5:22	93 5:01	54 3:41
Tour 69	17	91 49.8	26 11.4	72 4.6	1 2.5	55 18.5	96 9.0	24 16.9	19 10.4	11 1:14	95 9.6	78 1:47	50 4.9	57 41.1	49 1:02	44 44.2	79 10.4	21 2.2	73 18.9	23 25.7	16 2:00	45 2:21	46 40.5	75 5:22	93 5:02	54 3:38

LE FCS GOURDEUIL

Angerville (IDF) 05-06/11/2016
ASK Angerville

Endurance


Endurance 3Heures 1 (31) Tableau des tours

Pour information, sans valeur officielle

Tour 70	17	91	26	72	1	55	96	24	19	11	95	78	50	57	49	44	79	21	23	16	45	46	75	93	73	54
Tour 71	17	91	26	72	1	55	96	24	19	11	95	78	50	57	49	44	79	21	23	16	45	46	75	93	73	54
Tour 72	17	91	26	72	1	55	96	24	19	11	95	78	50	57	49	44	79	21	23	16	45	75	46	93	73	54
Tour 73	17	91	26	72	1	55	96	19	11	95	24	50	78	57	49	44	79	23	21	16	45	75	46	93	73	54
Tour 74	17	91	26	72	1	55	96	19	11	95	24	50	78	57	79	23	21	16	45	44	49	46	75	93	73	54
Tour 75	17	91	72	1	55	96	19	11	95	24	26	50	78	57	79	23	21	16	45	44	49	46	75	73	93	54
Tour 76	17	91	72	1	55	96	19	11	95	24	26	50	57	79	23	21	16	45	78	44	49	46	75	73	93	54
Tour 77	17	91	72	1	55	96	19	11	95	24	26	50	57	79	23	21	16	45	78	44	49	46	75	73	93	54
Tour 78	17	91	72	1	55	96	19	95	11	24	26	50	57	79	23	16	21	45	78	44	49	46	75	73	93	54
Tour 79	17	91	72	1	55	96	19	95	11	24	26	50	79	23	16	21	57	78	45	44	49	46	75	73	93	54
Tour 80	17	91	72	1	55	96	19	24	26	50	11	95	23	16	21	57	78	45	44	49	79	46	75	73	93	54
Tour 81	17	91	72	1	55	96	19	24	26	11	95	23	50	16	21	57	78	45	49	44	79	46	75	73	93	54
Tour 82	91	72	1	55	96	17	19	24	11	95	26	23	50	16	21	57	78	45	49	44	79	46	75	73	93	54
Tour 83	91	72	1	55	96	17	19	24	11	95	26	23	50	16	21	57	78	45	49	44	79	46	75	73	93	54
Tour 84	91	96	17	1	24	72	55	19	11	95	26	23	50	16	21	57	78	45	49	44	79	75	46	73	93	54
Tour 85	91	17	1	24	72	55	96	19	11	95	26	50	16	57	23	78	45	49	44	79	21	75	46	73	93	54
Tour 86	91	17	1	24	72	55	96	19	11	95	26	50	16	57	23	78	45	49	44	79	21	75	46	73	93	54
Tour 87	91	17	1	24	72	55	96	19	95	11	26	16	57	23	78	45	50	49	44	79	21	75	46	73	93	54
Tour 88	91	17	1	24	72	55	96	19	95	11	26	16	57	23	78	45	50	49	44	79	21	75	46	73	93	54
Tour 89	91	17	24	1	72	55	96	19	95	11	26	16	57	23	78	50	45	49	79	21	44	75	46	73	93	54
Tour 90	91	17	24	1	72	55	19	95	11	26	96	16	57	23	78	50	45	49	79	21	44	75	46	73	93	54
Tour 91	17	24	1	91	72	55	19	95	11	26	96	16	57	23	78	50	49	79	21	45	44	75	46	73	93	54
Tour 92	17	24	1	91	72	55	95	19	11	26	96	16	57	23	78	50	49	79	21	44	45	75	46	73	93	54
Tour 93	17	24	1	91	72	55	95	19	11	26	96	16	57	23	78	50	49	79	21	44	45	75	46	73	93	54

LE FCS GRANDVILLE

Angerville (IDF) 05-06/11/2016
ASK Angerville

Apex Timing 

Endurance

Endurance 3Heures 1 (31)

Pour information, sans valeur officielle

Tableau des tours

Tour 94	17	24 45.9	1 0.6	91 11.7	72 8.3	55 23.9	95 1:22	19 4.0	11 8.3	26 14.8	96 1:51	57 2:07	23 10.1	78 25.4	50 15.0	49 1:14	79 26.4	16 31.1	21 19.5	44 59.4	45 14.4	75 2:53	46 4:01	73 1:49	93 7:19	54 4:55
Tour 95	17	1 47.9	91 10.6	72 8.4	55 22.9	95 1:22	19 5.3	11 8.5	26 14.1	24 24.5	96 1:27	57 2:11	23 6.0	78 26.3	50 12.8	49 1:19	79 26.6	16 28.8	21 20.7	44 57.9	45 16.5	75 2:52	46 3:59	73 1:51	93 12:13	54 9:17
Tour 96	17	1 46.3	91 11.8	72 7.4	55 24.0	95 1:20	19 6.2	11 9.3	26 12.8	24 25.0	96 1:28	57 2:13	23 2.2	78 28.5	49 1:33	79 26.0	16 26.1	21 24.5	44 56.1	45 16.7	50 36.5	75 2:17	46 3:57	73 1:52	93 12:11	54 9:22
Tour 97	17	1 45.6	91 12.9	72 6.9	55 23.1	95 1:20	19 7.9	11 8.7	26 12.6	24 25.0	96 1:28	23 2:15	57 2.1	78 27.3	49 1:35	79 26.0	16 22.9	21 27.2	44 55.4	45 17.4	50 33.6	75 2:21	46 3:55	73 4:58	93 9:04	54 9:26
Tour 98	17	1 44.4	91 14.6	72 4.9	55 23.0	95 1:20	19 8.3	11 9.0	26 12.7	96 1:54	24 51.2	23 1:22	57 6.5	78 24.8	49 1:36	79 25.0	16 21.3	21 30.1	44 53.4	45 18.8	50 31.6	75 2:24	46 3:51	73 5:01	93 9:03	54 9:27
Tour 99	17	1 43.0	72 20.9	55 24.0	95 1:18	19 9.7	11 9.1	26 11.9	91 51.8	96 1:04	24 49.5	23 1:21	57 9.8	78 25.5	49 1:37	79 23.4	16 18.6	21 32.7	44 52.3	45 19.6	50 28.8	75 2:28	46 3:48	73 5:05	93 9:00	54
Tour 100	17	1 41.4	72 20.9	55 26.0	95 1:16	19 10.4	11 10.6	26 10.0	91 52.9	96 1:04	24 48.8	23 1:20	57 12.9	78 24.0	49 1:38	79 22.5	16 16.1	21 35.1	44 51.1	45 20.6	50 25.9	75 2:32	46 3:46	73 5:08	93 8:58	54
Tour 101	17	1 40.0	72 23.0	55 24.8	95 1:15	19 12.3	11 10.5	26 9.2	91 54.1	96 1:03	24 47.8	23 1:19	57 16.4	78 22.8	49 1:39	79 22.3	21 51.3	44 49.3	45 6.7	50 15.3	16 22.9	75 2:36	46 3:43	73 5:10	93 8:57	54
Tour 102	17	1 39.4	72 24.6	55 23.6	95 1:14	19 13.5	11 10.9	26 8.3	91 55.1	96 1:05	24 44.3	23 1:19	57 20.2	78 21.8	49 1:40	79 21.7	21 51.2	44 48.9	45 22.8	50 19.6	16 2:24	75 16.8	46 3:40	73 5:12	93 8:55	54
Tour 103	17	1 39.3	72 25.1	55 23.2	95 1:14	19 14.6	11 10.8	26 7.5	91 55.7	96 1:06	24 42.4	23 1:19	57 23.2	78 21.3	49 1:41	79 20.4	21 52.0	44 46.8	45 23.6	50 17.5	16 2:26	75 18.7	46 3:37	73 6:41	93 7:27	54
Tour 104	17	1 39.7	72 25.2	55 22.7	95 1:13	19 15.8	11 11.1	26 6.8	91 56.3	96 1:07	24 40.7	23 1:19	57 27.4	78 18.6	49 1:44	79 19.1	21 51.4	44 46.1	45 24.5	50 14.6	16 2:28	75 21.1	46 3:35	73 6:44	93 7:24	54
Tour 105	17	1 38.8	72 25.5	55 22.8	95 1:13	19 16.4	11 12.0	26 5.5	91 57.1	96 1:07	24 39.5	23 1:19	57 31.3	78 16.8	49 1:45	79 18.8	21 50.9	44 45.6	45 26.1	50 10.6	16 2:29	75 29.7	46 3:27	73 6:47	93 7:23	54
Tour 106	17	1 36.9	72 26.1	55 22.9	95 1:12	19 17.6	11 12.4	26 5.5	91 57.9	96 1:08	24 36.8	23 1:19	57 34.2	78 15.4	49 1:47	79 18.1	21 50.2	44 47.5	45 25.1	50 6.8	16 2:31	75 32.2	46 3:24	73 6:49	93 7:21	54
Tour 107	17	1 36.2	72 26.4	55 23.0	95 1:12	19 18.7	11 12.5	26 4.5	91 58.4	96 1:08	24 35.2	23 1:20	57 37.5	78 14.3	49 1:50	79 15.0	21 49.9	44 47.7	45 25.6	50 4.2	16 2:31	75 35.9	46 3:21	73 6:51	93 7:19	54
Tour 108	17	1 35.3	72 26.6	55 24.6	95 1:11	19 19.8	11 13.1	26 3.6	91 58.9	96 1:08	24 34.3	23 1:19	57 40.7	78 2.05	49 14.2	79 49.9	21 12.0	44 34.0	45 26.5	50 1.6	16 2:32	75 38.6	46 3:19	73 6:53	93 9:05	54
Tour 109	17	1 35.2	72 25.8	55 25.3	95 1:12	19 19.1	11 13.2	26 3.7	91 58.9	96 1:07	24 33.8	23 1:19	57 43.9	78 2.06	49 13.0	79 49.1	21 11.7	44 33.4	45 26.2	50 1.7	16 2:32	75 40.2	46 3:17	73 6:55	93 9:03	54
Tour 110	17	1 33.7	72 26.5	55 25.1	95 1:12	19 20.5	11 13.3	26 2.8	91 1:00	96 1:07	24 32.1	23 1:20	57 46.7	78 2.06	49 14.4	79 46.9	21 12.0	44 32.5	45 24.0	50 4.9	16 2:31	75 2:36	46 1:19	73 6:57	93 9:01	54
Tour 111	17	1 33.2	72 26.4	55 25.7	95 1:11	19 21.6	11 15.0	26 1.3	91 1:00	96 1:08	24 29.8	23 1:21	57 50.0	78 2:20	49 46.9	79 43.1	21 22.3	44 8.7	45 38.9	50 1.2	16 1:48	75 2:42	46 1:14	73 7:00	93 8:58	54
Tour 112	17	1 33.0	72 25.6	55 26.2	95 1:11	19 22.2	11 15.9	26 1.3	91 59.7	96 1:08	24 29.6	23 1:20	57 53.5	78 2:21	49 46.4	79 41.0	21 20.5	44 12.3	45 40.9	50 0.2	16 1:45	75 2:47	46 1:10	73 7:02	93 8:54	54
Tour 113	17	1 32.1	72 25.7	55 27.1	95 1:10	19 23.5	11 16.4	26 0.1	91 1:00	96 1:08	24 28.6	23 1:20	57 56.7	78 2:22	49 48.1	79 37.1	21 18.9	44 15.1	45 41.8	50 0.0	16 1:42	75 2:54	46 1:04	73 7:04	93 8:51	54
Tour 114	17	1 32.5	72 25.3	55 27.0	95 1:10	19 24.8	11 16.3	26 2.7	91 58.1	96 1:08	24 28.0	23 1:20	57 3:21	78 48.6	49 2.1	79 32.4	21 35.3	44 41.8	45 1:39	50 1:23	16 1:36	75 1:00	46 7:07	73 8:47	93 4:07	54
Tour 115	17	1 31.9	72 25.5	55 27.1	95 1:11	19 25.3	11 15.4	26 4.2	91 57.2	96 1:08	24 27.3	23 1:19	44 4:46	45 37.2	78 41.0	79 4.8	21 3.8	44 44.2	45 45.3	50 1:26	16 1:35	75 57.6	46 7:10	73 12:51	93 6:51	54
Tour 116	17	1 31.2	72 26.2	55 27.4	95 1:10	19 26.7	11 15.1	26 5.0	91 56.9	96 1:08	24 25.7	23 1:19	44 4:48	45 37.9	78 40.4	79 6.8	21 4.7	44 45.0	45 40.0	50 1:56	16 1:09	75 54.0	46 7:15	73 12:46	93 6:55	54
Tour 117	17	1 30.5	72 26.0	55 27.8	95 1:10	19 27.6	11 14.6	26 6.1	91 56.2	96 1:08	24 25.3	23 1:19	45 5:29	78 40.2	79 7.9	21 5.7	44 45.3	45 31.5	50 3.9	16 1:59	75 1:09	46 2:25	46 5:45	73 19:38	93	54

LE FCS GRANDVILLI

Angerville (IDF) 05-06/11/2016

ASK Angerville

Apex Timing



Endurance

3Heures 1 (31)

Tableau des tours

Pour information, sans valeur officielle

Tour 118	17	1	72	55	95	19	26	11	91	96	24	23	45	78	79	57	44	16	21	49	75	46	73
Tour 119	17	1	72	55	95	19	26	11	91	96	24	23	45	78	79	57	44	16	21	49	75	46	73
Tour 120	17	1	72	55	95	19	26	11	96	24	23	91	45	78	79	57	16	44	21	49	75	46	73
Tour 121	17	1	72	55	26	95	11	24	23	91	96	78	79	57	16	44	45	21	49	75	46	19	73
Tour 122	17	1	72	55	26	95	11	24	23	91	96	78	79	57	16	44	21	49	75	45	46	19	73
Tour 123	17	1	72	95	26	11	24	55	91	23	96	78	79	57	16	44	21	49	75	45	46	19	73
Tour 124	1	72	17	95	26	11	24	55	91	23	96	78	79	57	16	44	21	49	45	75	46	19	73
Tour 125	17	1	72	95	26	11	24	55	91	23	96	78	79	57	16	44	21	49	45	75	46	19	73
Tour 126	17	1	72	95	26	11	24	55	91	23	96	78	79	57	16	44	21	49	45	46	19	75	73
Tour 127	17	1	72	95	26	11	24	55	91	23	96	79	16	57	44	78	21	49	45	46	19	75	73
Tour 128	17	1	72	95	26	11	24	55	91	23	96	79	57	44	78	21	49	16	45	19	75	73	46
Tour 129	17	1	72	95	26	11	24	55	91	23	96	79	57	44	78	21	49	16	45	19	75	73	46
Tour 130	17	1	72	95	26	11	24	55	91	23	96	79	57	44	78	21	49	16	45	19	75	73	46
Tour 131	17	1	72	95	26	11	24	55	91	23	96	79	57	44	78	21	49	16	45	19	75	73	46
Tour 132	17	1	72	95	26	24	55	91	11	23	96	79	57	44	78	21	49	16	45	19	75	73	46
Tour 133	17	1	72	95	26	24	55	91	11	23	96	79	57	44	78	21	49	16	45	19	75	73	
Tour 134	17	1	72	95	26	24	55	91	11	23	96	79	57	44	78	21	49	16	45	19	75	73	
Tour 135	17	1	72	95	26	24	55	91	11	23	96	79	57	44	78	21	49	16	45	19	75	73	
Tour 136	17	1	72	95	26	24	55	91	11	23	96	79	57	78	44	21	49	16	45	19	75	73	
Tour 137	1	72	95	17	26	24	55	91	11	23	96	79	57	78	44	21	49	16	45	19			
Tour 138	1	72	95	17	26	24	55	91	11	23	96	79	57	78	44	21	49	16	45	19			
Tour 139	1	72	95	17	26	55	24	91	11	23	96	79	57	78	44	21	16	49	45	19			
Tour 140	1	72	95	17	26	55	24	91	11	23	96	79	57	78	44	21	16	49	45	19			
Tour 141	1	72	95	17	26	55	24	91	11	23	96	79	57	78	44	21	16	49	45	19			

LE FCS GOURDEUIL

Endurance

Endurance 3Heures 1 (31) Tableau des tours

Pour information, sans valeur officielle

Tour 142	1	72 26.9	95 1:44	17 33.2	26 45.8	55 49.0	24 1:06	91 1:07	11 11.6	23 12.3	96 1:32	79 4:15	57 1:13	78 1:10	44 19.0	21 32.9	16 1.5	49 10.7	45 46.5
Tour 143	1	72 27.1	95 1:44	17 33.4	26 48.0	55 46.1	24 1:06	91 1:08	11 12.0	23 10.8	96 1:33	57 5:31	79 36.5	78 32.4	44 18.8	16 32.9	21 1.4	49 12.2	45 45.2
Tour 144	1	72 27.9	95 1:45	17 32.1	26 49.9	55 43.5	24 1:07	91 1:10	11 11.9	23 10.0	96 1:34	57 5:34	79 36.1	78 31.0	44 18.8	16 32.1	21 3.0	49 13.0	45 43.7
Tour 145	1	72 28.2	95 1:45	17 32.9	26 50.6	55 41.3	24 1:07	91 1:11	11 12.0	23 9.3	96 1:34	57 5:37	79 36.0	78 28.3	44 19.0	16 30.7	21 6.0	49 13.1	45 44.5
Tour 146	1	72 28.5	95 1:45	17 33.3	26 53.0	55 37.5	24 1:07	91 1:13	11 12.1	23 8.2	96 1:35	57 5:40	79 35.9	78 26.3	44 18.6	16 28.6	21 10.5	49 12.1	45 44.6
Tour 147	1	72 27.4	95 1:46	17 33.3	26 54.6	55 35.8	24 1:07	91 1:14	11 12.3	23 6.6	96 1:36	57 5:42	79 35.7	78 26.3	44 17.4	16 26.2	21 14.2	49 11.8	45 43.9
Tour 148	1	72 27.4	95 1:46	17 33.7	26 55.9	55 34.8	24 1:06	91 1:19	11 10.1	23 5.2	96 3:32	57 3:50	79 34.8	78 24.9	44 17.4	16 23.9	21 18.6	49 11.7	
Tour 149	1	72 27.4	95 1:46	17 33.9	26 57.7	55 32.3	24 1:06	91 1:21	11 9.4	23 1:42	96 1:56	57 3:51	79 35.6	78 21.9	44 18.0				
Tour 150	1	72 26.8	95 1:46	17 34.6	26 58.6	55 30.1	24 1:06	91 1:23	11 9.4	23 1:42	96 1:57	57 3:53	79 34.6						
Tour 151	1	72 26.8	95 1:47	17 34.1	26 1:00	55 28.9	24 1:06	91 1:24	11 9.6	23 1:41	96 1:57								
Tour 152	1	72 27.3	95 1:47	17 34.2	26 1:01	55 28.0	24 1:05	91 1:26	11 9.5	23 1:41	96 1:58								
Tour 153	1	72 27.5	95 1:49	17 31.9	26 1:02	55 26.8	24 1:04	91 1:28	11 10.3	23 1:39	96 1:58								
Tour 154	1	72 27.2	17 2:22	26 1:04	55 26.5	95 33.3	24 30.7	91 1:29	11 10.5	23 1:38	96 1:59								
Tour 155	1	72 30.3	17 2:19	26 1:06	55 24.8	95 35.1	24 28.8	91 1:30	11 10.6	23 1:38									
Tour 156	1	72 30.8	17 2:19	26 1:07	55 24.1	95 35.0	24 28.1	91 1:32	11 10.2	23 1:37									
Tour 157	1	72 30.6	17 2:19	26 1:09	55 22.9	95 34.6	24 28.0	91 1:33	11 10.3	23 1:36									
Tour 158	1	72 30.1	17 2:20	26 1:11	55 21.1	95 34.0	24 28.3	91 1:35	11 9.3										
Tour 159	1	72 29.8	17 2:21	26 1:12	55 19.6	95 34.2	24 27.5	91 1:37											
Tour 160	1	72 28.9	17 2:22	26 1:13	55 17.7	95 34.4	24 26.7												
Tour 161	1	72 29.5	17 2:23	26 1:13	55 16.3	95 35.0													
Tour 162	1	72 29.3	17 2:24	26 1:14	55 15.1														
Tour 163	1	72 29.7	17 2:25																
Tour 164	1	72 30.6																	
Tour 165	1	72 30.7																	

LE FCS GOURDEUIL

Endurance

Endurance
3Heures 1 (31)
Tableau des tours

Pour information, sans valeur officielle

Tour 166	1	72 31.7																		
----------	---	------------	--	--	--	--	--	--	--	--	--	--	--	--	--	--	--	--	--	--

Endurance

Endurance 3Heures 1 (31) Analyse des tours

Pour information, sans valeur officielle

Tours		Temps au tour	Tours		Temps au tour	Tours		Temps au tour
N°1	SARTHE - RTKF 1 FIAULT Charles		48		1:11.000	96		53.699
	1	1:12.702	49		1:11.116	97		54.162
	2	1:10.932	50		1:10.497	98		54.096
	3	1:10.929	51		4:23.712	99		53.154
	4	1:10.626	52		1:09.964	100		53.599
	5	1:11.598	53		1:10.220	101		53.144
	6	1:10.356	54		1:09.343	102		53.689
	7	1:10.949	55		1:09.019	103		53.761
	8	1:12.612	56		1:08.462	104		54.152
	9	1:10.820	57		1:08.659	105		53.259
	10	1:12.132	58		1:09.493	106		52.889
	11	1:10.705	59		1:08.257	107		52.936
	12	1:11.095	60		1:22.288	108		52.786
	13	1:10.873	61		2:45.134	109		53.642
	14	1:10.382	62		1:06.901	110		52.850
	15	1:10.125	63		1:05.943	111		53.200
	16	1:10.206	64		1:05.707	112		53.685
	17	1:11.209	65		1:04.482	113		52.705
	18	1:11.360	66		1:04.885	114		53.662
	19	1:10.899	67		1:03.951	115		53.032
	20	1:10.945	68		1:03.581	116		52.853
	21	1:10.880	69		1:05.267	117		53.455
	22	1:10.093	70		1:02.822	118		52.878
	23	1:11.042	71		1:04.412	119		52.634
	24	1:10.382	72		1:02.694	120		52.766
	25	1:10.804	73		1:02.562	121		52.815
	26	1:10.907	74		1:05.474	122		52.854
	27	1:10.301	75		1:04.686	123		53.401
	28	1:10.074	76		1:02.872	124		53.693
	29	1:10.972	77		1:02.251	125		2:23.226
	30	1:11.380	78		1:01.118	126		53.799
	31	1:11.161	79		1:01.089	127		54.341
	32	2:51.071	80		1:01.459	128		53.165
	33	1:13.168	81		1:01.345	129		53.096
	34	1:13.595	82		1:01.002	130		53.651
	35	1:13.106	83		1:01.156	131		53.535
	36	1:12.026	84		3:14.594	132		53.294
	37	1:11.755	85		59.643	133		53.346
	38	1:11.889	86		57.284	134		54.112
	39	1:12.656	87		56.000	135		52.788
	40	1:11.830	88		55.275	136		53.780
	41	1:12.598	89		56.209	137		52.954
	42	1:11.413	90		54.969	138		52.935
	43	1:10.993	91		54.570	139		53.508
	44	1:11.994	92		54.391	140		53.431
	45	1:10.914	93		53.587	141		53.457
	46	1:10.518	94		53.481	142		53.293
	47	1:11.495	95		56.022	143		53.160

LE FCS G. GONDEUIL

Angerville (IDF) 05-06/11/2016

ASK Angerville

Apex Timing 

Endurance

Endurance 3Heures 1 (31) Analyse des tours

Pour information, sans valeur officielle

Tours	Temps au tour	Tours	Temps au tour	Tours	Temps au tour
144	53.215	25	1:11.865	73	1:04.058
145	53.148	26	1:11.851	74	1:03.136
146	53.295	27	1:11.990	75	1:02.780
147	54.384	28	1:13.028	76	1:03.374
148	53.438	29	1:12.203	77	1:03.529
149	53.320	30	1:11.401	78	1:02.484
150	53.860	31	1:11.803	79	1:02.205
151	53.129	32	2:52.102	80	3:07.625
152	52.848	33	1:14.225	81	1:04.516
153	53.070	34	1:13.020	82	1:01.441
154	53.159	35	1:12.600	83	1:01.156
155	53.333	36	1:12.686	84	1:00.443
156	53.368	37	1:13.593	85	58.665
157	53.321	38	1:12.856	86	58.852
158	53.525	39	1:11.806	87	57.225
159	53.472	40	1:11.811	88	56.185
160	54.046	41	1:12.283	89	56.189
161	53.283	42	1:12.818	90	56.956
162	53.689	43	1:11.562	91	55.314
163	53.222	44	1:11.556	92	55.169
164	53.112	45	1:12.025	93	54.890
165	53.671	46	1:12.005	94	55.539
166	53.560	47	1:11.513	95	54.929
		48	1:11.032	96	55.145
		49	1:11.812	97	54.839
		50	1:11.450	98	54.653
		51	1:10.582	99	54.768
		52	1:10.977	100	55.902
		53	1:12.125	101	54.724
		54	1:10.923	102	54.684
		55	1:09.997	103	54.671
		56	4:35.922	104	54.458
		57	1:11.672	105	55.130
		58	1:10.455	106	54.496
		59	1:08.865	107	54.804
		60	1:10.305	108	54.644
		61	2:45.891	109	54.461
		62	1:06.446	110	54.482
		63	1:06.674	111	55.783
		64	1:05.694	112	54.908
		65	1:06.101	113	54.669
		66	1:04.682	114	56.968
		67	2:08.519	115	55.151
		68	1:04.576	116	54.772
		69	1:03.386	117	54.858
		70	1:03.415	118	55.137
		71	1:06.169	119	54.643
		72	1:03.394	120	55.092

N°11 SARTHE – RTKF GP2 GAUTIER Jacques

1	1:14.734
2	1:12.261
3	1:12.417
4	1:12.308
5	1:12.259
6	1:12.434
7	1:12.149
8	1:13.182
9	1:12.559
10	1:14.039
11	1:12.312
12	1:12.383
13	1:13.488
14	1:11.783
15	1:11.890
16	1:11.447
17	1:11.611
18	1:12.040
19	1:12.685
20	1:11.811
21	1:11.937
22	1:11.793
23	1:11.719
24	1:11.515

LE FCS G. GONDEUIL

Angerville (IDF) 05-06/11/2016

ASK Angerville

Apex Timing 

Endurance

Endurance
3Heures 1 (31)
Analyse des tours

Pour information, sans valeur officielle

Tours	Temps au tour	Tours	Temps au tour	Tours	Temps au tour
121	2:24.342	10	1:14.786	58	1:07.230
122	55.738	11	1:13.723	59	1:07.031
123	55.200	12	1:14.423	60	1:05.253
124	55.326	13	1:18.867	61	1:05.374
125	56.018	14	3:03.532	62	1:05.443
126	55.455	15	1:17.408	63	1:03.936
127	54.857	16	1:17.092	64	1:04.084
128	54.879	17	1:16.200	65	3:44.973
129	55.046	18	1:16.763	66	1:11.356
130	54.595	19	1:15.533	67	1:07.621
131	55.258	20	1:16.872	68	1:05.205
132	3:59.685	21	1:16.632	69	1:03.297
133	56.746	22	1:15.482	70	1:03.047
134	55.707	23	1:15.818	71	1:01.715
135	56.254	24	1:14.878	72	1:01.485
136	54.906	25	1:15.334	73	1:02.594
137	54.986	26	1:15.279	74	59.350
138	54.931	27	1:16.179	75	58.928
139	55.935	28	1:14.378	76	59.368
140	55.149	29	1:15.218	77	1:00.391
141	54.676	30	1:14.472	78	1:01.496
142	54.663	31	1:14.334	79	1:00.926
143	55.028	32	1:14.801	80	58.989
144	54.776	33	1:16.791	81	57.937
145	54.901	34	1:15.198	82	57.240
146	54.807	35	1:15.246	83	56.329
147	54.889	36	1:16.119	84	59.159
148	55.067	37	1:13.850	85	55.387
149	54.642	38	5:10.464	86	55.594
150	54.754	39	1:13.330	87	55.801
151	54.955	40	1:12.891	88	54.405
152	54.609	41	1:12.225	89	54.000
153	55.693	42	1:12.076	90	54.871
154	55.022	43	1:11.944	91	54.999
155	54.926	44	1:13.160	92	54.494
156	54.928	45	1:11.624	93	54.349
157	54.907	46	1:13.289	94	5:52.091
158	54.660	47	1:10.832	95	55.490
		48	1:10.819	96	54.084
		49	1:10.150	97	53.628
		50	1:09.968	98	54.130
		51	1:09.910	99	53.297
		52	1:08.799	100	53.464
		53	1:08.670	101	2:27.630
		54	1:10.720	102	3:55.798
		55	1:09.868	103	55.164
		56	1:08.327	104	54.388
		57	1:06.326	105	53.699
N°16 CHARENTE - Crouail M FIDELE Lilian					
1	1:15.949				
2	1:13.995				
3	1:14.255				
4	1:14.477				
5	1:14.980				
6	1:14.330				
7	1:14.541				
8	1:15.006				
9	1:16.286				

Endurance

Endurance 3Heures 1 (31) Analyse des tours

Pour information, sans valeur officielle

Tours	Temps au tour	Tours	Temps au tour	Tours	Temps au tour
106	54.563	5	1:13.509	53	1:10.979
107	53.602	6	1:14.092	54	1:09.177
108	53.907	7	1:12.933	55	1:09.116
109	55.101	8	1:13.042	56	1:08.966
110	55.148	9	1:12.960	57	1:08.353
111	53.972	10	1:14.275	58	1:08.222
112	53.812	11	1:13.295	59	1:09.188
113	53.970	12	1:13.465	60	1:09.052
114	53.735	13	1:13.403	61	1:08.413
115	54.228	14	1:13.193	62	1:06.856
116	53.805	15	1:12.808	63	1:08.307
117	53.806	16	1:14.525	64	1:06.660
118	54.204	17	1:13.317	65	2:42.263
119	53.525	18	1:13.623	66	1:06.260
120	53.994	19	1:13.379	67	1:05.475
121	53.793	20	1:12.247	68	1:05.330
122	53.691	21	1:13.458	69	1:04.875
123	53.475	22	1:13.918	70	1:04.461
124	53.458	23	1:12.386	71	1:04.154
125	53.494	24	1:12.609	72	1:03.701
126	53.549	25	1:12.963	73	1:04.384
127	54.009	26	1:12.661	74	1:02.916
128	3:51.062	27	1:12.958	75	1:02.430
129	56.331	28	1:13.152	76	1:02.078
130	54.734	29	1:12.878	77	1:02.274
131	53.608	30	1:13.410	78	1:02.316
132	54.896	31	1:12.914	79	1:01.871
133	53.486	32	1:13.104	80	1:02.503
134	53.005	33	2:57.906	81	1:02.301
135	53.208	34	1:47.059	82	3:14.891
136	52.956	35	1:13.979	83	1:03.713
137	52.866	36	1:14.119	84	1:02.264
138	53.177	37	1:12.978	85	59.758
139	53.197	38	1:13.413	86	58.775
140	52.934	39	1:13.417	87	57.557
141	53.918	40	1:12.424	88	57.208
142	53.283	41	1:12.026	89	56.548
143	53.452	42	1:12.804	90	57.300
144	54.329	43	1:12.646	91	55.846
145	53.705	44	1:11.582	92	55.612
146	52.910	45	1:11.524	93	56.718
147	52.999	46	1:11.982	94	55.346
148	52.986	47	1:12.600	95	54.644
		48	1:11.015	96	55.382
		49	1:10.730	97	54.818
		50	1:10.140	98	55.306
		51	1:12.130	99	54.597
		52	1:10.565	100	55.168
N°17 LA ROCHELLE - Maleva AUNIS Quentin					
1	1:16.461				
2	1:14.249				
3	1:13.081				
4	1:12.551				

LE FUS G. GONDEUIL

Angerville (IDF) 05-06/11/2016

ASK Angerville

Apex Timing 

Endurance

Endurance 3Heures 1 (31) Analyse des tours

Pour information, sans valeur officielle

Tours	Temps au tour	Tours	Temps au tour	Tours	Temps au tour
101	54.487	149	53.595	33	1:16.067
102	54.289	150	54.056	34	1:16.008
103	53.898	151	53.415	35	1:17.252
104	53.748	152	53.661	36	1:16.140
105	54.170	153	53.583	37	1:15.422
106	54.754	154	53.486	38	1:34.241
107	53.632	155	53.546	39	1:16.024
108	53.683	156	53.678	40	1:14.410
109	53.816	157	53.518	41	1:14.973
110	54.269	158	53.497	42	1:13.129
111	53.762	159	54.355	43	1:13.350
112	53.902	160	53.760	44	1:13.804
113	53.595	161	55.476	45	1:13.700
114	53.275	162	54.451	46	1:12.899
115	53.554	163	54.546	47	1:13.717
116	53.606	N°19 LE MANS - Malevaut S MONGONDRY Guillaume		48	1:13.593
117	54.156	1	1:17.693	49	1:13.388
118	53.545	2	1:15.694	50	1:12.053
119	53.721	3	1:14.859	51	1:11.801
120	54.322	4	1:14.667	52	1:11.344
121	53.800	5	1:15.036	53	1:10.947
122	54.149	6	1:18.148	54	1:11.647
123	54.414	7	1:18.471	55	1:11.377
124	2:21.218	8	1:15.278	56	1:10.764
125	55.541	9	1:14.331	57	1:09.989
126	53.919	10	1:15.635	58	1:09.853
127	53.697	11	1:14.401	59	1:09.095
128	54.001	12	1:15.309	60	1:08.804
129	54.218	13	1:15.194	61	1:07.889
130	54.046	14	1:15.024	62	2:52.875
131	53.782	15	1:15.603	63	1:08.596
132	53.739	16	1:14.758	64	1:15.830
133	53.872	17	1:15.134	65	1:07.221
134	53.617	18	1:14.674	66	1:08.133
135	53.927	19	1:14.553	67	1:06.563
136	54.457	20	1:14.216	68	1:06.033
137	3:53.641	21	1:14.351	69	1:05.777
138	54.348	22	1:14.635	70	1:05.261
139	54.761	23	1:14.360	71	1:05.402
140	53.836	24	1:16.094	72	1:04.892
141	53.505	25	1:13.826	73	1:04.671
142	53.842	26	1:14.659	74	1:05.923
143	53.678	27	1:14.669	75	1:04.418
144	53.463	28	1:14.249	76	1:04.622
145	54.341	29	1:14.767	77	1:05.056
146	54.335	30	1:13.950	78	1:06.401
147	53.720	31	3:06.613	79	1:05.479
148	53.781	32	1:16.856	80	1:03.402

LE FCS GONDREUIL

Angerville (IDF) 05-06/11/2016

ASK Angerville

Apex Timing 

Endurance

Endurance 3Heures 1 (31) Analyse des tours

Pour information, sans valeur officielle

Tours	Temps au tour	Tours	Temps au tour	Tours	Temps au tour
81	1:03.013	129	54.799	35	1:29.220
82	1:03.042	130	54.603	36	1:22.049
83	1:03.752	131	54.531	37	1:21.332
84	3:46.195	132	54.604	38	1:20.457
85	1:00.252	133	54.534	39	1:22.182
86	58.266	134	56.006	40	1:19.671
87	57.169	135	55.665	41	1:19.686
88	56.858	136	55.101	42	1:18.266
89	56.582	137	54.739	43	1:18.581
90	55.670	138	54.730	44	1:17.847
91	56.717	139	54.652	45	1:18.793
92	57.085	140	54.358	46	1:17.739
93	55.785	141	54.370	47	1:17.896
94	54.898	N°21 COTE D'OR 1 - Team P LE FAUCHEUX Éric		48	1:16.795
95	54.683	1	1:22.174	49	1:23.541
96	54.389	2	1:20.339	50	1:15.612
97	55.404	3	1:20.292	51	3:33.665
98	54.388	4	1:21.812	52	1:16.574
99	54.649	5	1:20.482	53	1:17.647
100	54.356	6	1:21.068	54	1:16.164
101	54.914	7	1:21.913	55	1:15.569
102	54.202	8	1:22.181	56	1:13.309
103	54.819	9	1:20.901	57	1:13.694
104	54.123	10	1:21.273	58	1:12.195
105	54.231	11	1:20.734	59	1:11.603
106	54.152	12	1:20.149	60	1:11.417
107	54.651	13	1:20.486	61	1:11.815
108	54.079	14	1:20.731	62	1:09.202
109	54.353	15	1:20.327	63	1:09.537
110	54.372	16	1:18.705	64	1:08.659
111	54.064	17	1:19.185	65	1:08.436
112	54.073	18	1:19.416	66	1:08.008
113	54.159	19	1:19.561	67	1:08.638
114	54.312	20	1:19.939	68	1:07.187
115	54.471	21	1:18.579	69	1:08.684
116	54.360	22	1:19.583	70	1:05.949
117	54.201	23	1:19.037	71	1:06.001
118	54.376	24	1:20.063	72	1:07.065
119	54.430	25	1:18.924	73	1:05.966
120	55.126	26	1:19.269	74	1:04.905
121	18:48.841	27	1:18.913	75	1:09.486
122	57.180	28	1:20.701	76	1:05.565
123	56.143	29	3:29.599	77	1:06.250
124	55.390	30	1:22.856	78	1:07.344
125	4:07.924	31	1:26.273	79	1:04.562
126	55.979	32	1:24.538	80	1:04.514
127	55.320	33	1:24.190	81	1:04.580
128	55.239	34	1:22.566	82	1:02.667

LE FCS G. GONDEUIL

Angerville (IDF) 05-06/11/2016

ASK Angerville

Apex Timing 

Endurance

Endurance
3Heures 1 (31)
Analyse des tours

Pour information, sans valeur officielle

Tours	Temps au tour	Tours	Temps au tour	Tours	Temps au tour
83	1:03.209	131	56.252	30	1:20.039
84	1:03.256	132	55.738	31	1:20.702
85	4:58.037	133	55.905	32	1:18.926
86	1:01.986	134	55.851	33	1:18.863
87	58.790	135	55.541	34	1:18.080
88	57.079	136	55.723	35	1:17.997
89	1:04.475	137	55.915	36	1:17.789
90	57.719	138	55.895	37	1:18.607
91	56.227	139	55.791	38	1:18.199
92	56.494	140	55.978	39	1:16.998
93	59.320	141	55.656	40	1:29.660
94	57.775	142	55.984	41	1:17.240
95	56.667	143	56.473	42	1:16.382
96	57.865	144	55.869	43	1:15.742
97	56.395	145	56.672	44	1:16.193
98	57.009	146	57.504	45	1:15.036
99	55.901	147	56.687	46	1:16.850
100	55.889	148	57.312	47	1:14.760
101	56.332	N°23 MONTESSON – MGT CARBONNEL Arthur		48	1:15.312
102	55.745	1	1:27.053	49	1:13.130
103	56.704	2	1:20.775	50	1:14.307
104	55.393	3	1:23.078	51	1:12.471
105	55.662	4	1:21.347	52	1:14.763
106	55.446	5	1:20.626	53	1:14.102
107	55.415	6	1:20.858	54	1:13.450
108	56.350	7	1:21.543	55	3:26.344
109	55.750	8	1:21.073	56	1:10.180
110	55.450	9	1:21.024	57	1:07.865
111	56.298	10	1:19.921	58	1:07.801
112	56.677	11	1:20.193	59	1:06.582
113	59.036	12	1:20.683	60	1:06.521
114	57.214	13	1:21.376	61	1:05.433
115	2:56.509	14	1:21.099	62	1:04.686
116	58.290	15	1:19.634	63	4:09.403
117	58.023	16	1:18.428	64	1:02.888
118	4:09.324	17	1:20.099	65	1:03.379
119	57.768	18	1:20.823	66	1:01.896
120	57.092	19	1:18.856	67	1:01.630
121	56.914	20	1:19.980	68	1:01.735
122	56.652	21	1:19.609	69	1:01.342
123	56.374	22	1:19.891	70	1:00.695
124	56.141	23	1:18.908	71	1:00.276
125	56.527	24	1:18.411	72	1:00.152
126	56.378	25	1:19.586	73	1:01.200
127	56.797	26	1:18.780	74	59.788
128	56.234	27	3:18.623	75	59.436
129	56.209	28	1:21.817	76	59.226
130	56.537	29	1:20.172	77	1:00.226

LE FUS G. GONDEUIL

Angerville (IDF) 05-06/11/2016

ASK Angerville

Apex Timing 

Endurance

Endurance 3Heures 1 (31) Analyse des tours

Pour information, sans valeur officielle

Tours	Temps au tour	Tours	Temps au tour	Tours	Temps au tour
78	58.876	126	53.828	16	1:14.455
79	58.786	127	54.274	17	1:13.304
80	59.197	128	54.110	18	1:14.448
81	58.122	129	53.733	19	1:14.070
82	59.193	130	53.810	20	1:13.562
83	59.647	131	54.259	21	1:14.742
84	58.796	132	54.294	22	1:12.922
85	3:36.517	133	53.627	23	1:12.850
86	56.129	134	53.581	24	1:13.258
87	55.018	135	53.974	25	1:13.468
88	54.509	136	53.625	26	1:13.301
89	53.850	137	53.576	27	1:13.627
90	53.613	138	54.162	28	1:13.187
91	54.120	139	53.813	29	1:13.037
92	53.439	140	53.445	30	1:12.207
93	53.393	141	53.457	31	1:12.744
94	53.652	142	53.471	32	1:13.156
95	54.161	143	53.548	33	1:12.105
96	53.789	144	53.956	34	1:14.330
97	54.253	145	54.182	35	1:12.758
98	53.212	146	53.682	36	1:11.629
99	53.564	147	53.335	37	1:11.287
100	53.324	148	53.599	38	1:12.294
101	53.178	149	2:32.047	39	2:53.403
102	53.265	150	54.583	40	1:13.708
103	53.207	151	54.157	41	1:12.224
104	53.445	152	54.151	42	1:11.481
105	53.032	153	54.244	43	1:11.223
106	53.756	154	54.249	44	1:10.780
107	53.080	155	54.425	45	1:10.830
108	53.018	156	54.116	46	1:11.007
109	53.706	157	54.028	47	1:11.234
110	53.497	N°24 CENTRE - Wintec VROMANT Alexandre		48	1:09.653
111	53.426	1	1:32.422	49	1:09.983
112	53.269	2	1:30.199	50	1:09.992
113	53.244	3	1:29.757	51	1:10.009
114	53.775	4	1:30.570	52	1:08.550
115	53.271	5	1:29.955	53	1:08.017
116	53.200	6	1:29.573	54	1:08.142
117	53.389	7	1:29.421	55	1:08.635
118	53.396	8	1:28.565	56	1:08.515
119	53.256	9	3:48.109	57	1:07.261
120	53.943	10	1:16.444	58	1:06.667
121	53.875	11	1:15.012	59	1:05.587
122	53.486	12	1:14.525	60	1:05.053
123	2:26.538	13	1:14.972	61	1:05.000
124	53.878	14	1:14.091	62	1:04.738
125	54.380	15	1:14.707	63	1:05.280

LE FUS G. GONDEUIL

Angerville (IDF) 05-06/11/2016

ASK Angerville

Apex Timing 

Endurance

Endurance 3Heures 1 (31) Analyse des tours

Pour information, sans valeur officielle

Tours	Temps au tour	Tours	Temps au tour	Tours	Temps au tour
64	1:04.992	112	54.069	160	53.003
65	1:04.230	113	53.678	N°26 CORMEILLES – MD MINIER Kévin	
66	1:04.274	114	53.661	1	1:14.194
67	1:03.165	115	53.756	2	1:12.056
68	1:02.128	116	53.288	3	1:12.074
69	1:02.818	117	53.740	4	1:18.859
70	1:02.319	118	53.836	5	1:12.661
71	1:01.659	119	54.793	6	1:12.812
72	1:02.190	120	53.545	7	1:12.079
73	3:15.216	121	53.246	8	1:13.140
74	1:01.726	122	53.105	9	1:11.841
75	1:00.124	123	53.515	10	1:12.399
76	1:01.912	124	53.810	11	1:12.365
77	58.162	125	53.602	12	1:12.288
78	58.383	126	53.219	13	1:13.024
79	56.731	127	53.371	14	1:11.698
80	57.937	128	53.395	15	1:12.004
81	56.081	129	53.576	16	1:11.717
82	1:00.122	130	53.128	17	1:11.300
83	59.712	131	53.122	18	1:11.986
84	58.002	132	53.494	19	1:11.665
85	56.359	133	53.193	20	1:11.764
86	55.899	134	53.281	21	1:12.124
87	55.674	135	53.497	22	1:11.151
88	55.257	136	53.513	23	1:11.229
89	55.607	137	53.059	24	1:12.152
90	55.280	138	53.351	25	1:12.427
91	54.029	139	2:22.394	26	1:11.451
92	53.665	140	53.473	27	1:11.129
93	53.725	141	53.285	28	1:11.875
94	54.040	142	53.413	29	1:11.984
95	3:53.477	143	53.545	30	1:11.126
96	54.291	144	53.622	31	1:11.739
97	54.592	145	53.187	32	2:55.027
98	3:15.359	146	53.119	33	1:22.280
99	54.645	147	53.291	34	1:17.311
100	53.740	148	52.958	35	1:17.504
101	53.889	149	52.900	36	1:15.588
102	53.246	150	52.972	37	1:17.575
103	53.223	151	53.278	38	1:23.564
104	53.762	152	53.074	39	1:16.979
105	53.422	153	53.116	40	1:16.763
106	53.034	154	53.901	41	1:15.411
107	52.818	155	53.655	42	1:15.674
108	53.426	156	53.621	43	1:16.187
109	53.650	157	53.525	44	1:23.115
110	52.737	158	53.483	45	1:15.508
111	52.695	159	53.099	46	1:14.262

LE FCS G. GONDEUIL

Angerville (IDF) 05-06/11/2016

ASK Angerville

Apex Timing 

Endurance

Endurance 3Heures 1 (31) Analyse des tours

Pour information, sans valeur officielle

Tours	Temps au tour	Tours	Temps au tour	Tours	Temps au tour
47	1:15.629	95	54.287	143	55.853
48	1:14.322	96	53.844	144	55.402
49	1:13.591	97	54.583	145	54.995
50	1:12.633	98	54.800	146	56.774
51	1:12.926	99	53.980	147	55.295
52	1:12.842	100	54.011	148	55.136
53	1:12.762	101	53.895	149	55.326
54	1:12.366	102	53.780	150	54.960
55	1:13.732	103	53.815	151	54.960
56	1:12.475	104	53.767	152	54.766
57	1:11.311	105	53.897	153	54.926
58	1:17.673	106	54.419	154	55.032
59	1:10.547	107	53.866	155	55.479
60	1:11.089	108	53.682	156	55.066
61	1:09.516	109	54.580	157	55.222
62	2:55.950	110	53.583	158	55.598
63	1:10.725	111	54.348	159	55.206
64	1:08.469	112	54.820	160	55.528
65	1:06.482	113	53.557	161	55.186
66	1:06.642	114	54.024	162	55.799
67	1:06.066	115	53.603	N°44 PAYS de LOIRE – 2EKJ PEYRUSSAN Mat	
68	1:05.885	116	54.054	1	1:27.991
69	1:04.325	117	53.733	2	1:26.175
70	1:04.326	118	53.671	3	1:24.601
71	1:04.192	119	53.991	4	1:24.671
72	1:04.771	120	53.991	5	1:24.938
73	1:03.160	121	54.069	6	1:24.567
74	1:02.388	122	53.978	7	1:24.546
75	4:05.599	123	2:30.917	8	1:24.659
76	1:00.735	124	56.045	9	1:23.597
77	1:00.824	125	54.931	10	1:23.142
78	1:01.383	126	54.916	11	1:31.633
79	1:00.820	127	54.607	12	1:23.977
80	1:00.959	128	54.962	13	1:22.873
81	1:00.767	129	55.006	14	1:24.796
82	3:06.963	130	54.607	15	1:24.354
83	59.707	131	54.483	16	1:23.743
84	57.855	132	54.468	17	1:23.118
85	56.189	133	54.644	18	1:23.403
86	56.286	134	54.915	19	1:21.830
87	55.215	135	54.699	20	1:28.143
88	54.901	136	55.259	21	1:22.631
89	55.293	137	54.774	22	1:22.541
90	55.409	138	55.050	23	1:22.392
91	54.946	139	55.453	24	1:23.010
92	54.693	140	55.090	25	4:05.476
93	54.377	141	55.761	26	1:17.995
94	54.348	142	56.507	27	1:17.159

LE FCS G. GONDEUIL

Angerville (IDF) 05-06/11/2016

ASK Angerville

Apex Timing 

Endurance

Endurance 3Heures 1 (31) Analyse des tours

Pour information, sans valeur officielle

Tours	Temps au tour	Tours	Temps au tour	Tours	Temps au tour
28	1:18.358	76	1:01.228	124	55.604
29	1:16.603	77	1:01.147	125	55.201
30	1:17.110	78	1:01.083	126	54.764
31	1:16.021	79	1:00.908	127	55.421
32	1:15.773	80	1:16.862	128	2:22.037
33	1:16.175	81	1:10.821	129	55.506
34	1:15.855	82	59.036	130	55.110
35	1:15.565	83	58.906	131	55.548
36	1:15.107	84	58.653	132	54.994
37	1:15.967	85	58.610	133	55.119
38	1:14.665	86	59.849	134	55.432
39	1:14.148	87	58.271	135	55.381
40	1:13.388	88	58.588	136	1:16.237
41	1:14.314	89	3:20.220	137	55.569
42	1:14.288	90	57.919	138	55.060
43	1:13.246	91	55.891	139	55.188
44	1:12.557	92	55.701	140	55.181
45	1:14.374	93	55.367	141	55.021
46	1:11.941	94	54.777	142	55.451
47	1:12.211	95	55.126	143	55.047
48	1:12.376	96	56.033	144	55.055
49	1:12.162	97	55.696	145	55.193
50	1:11.741	98	55.042	146	54.952
51	1:12.110	99	54.863	147	55.372
52	1:09.642	100	54.678	148	55.355
53	1:10.450	101	54.467	149	55.582
54	1:10.078	102	55.378	N°45 MALESHERBES - Team C CIRET Claude	
55	1:07.892	103	54.564	1	1:26.873
56	1:07.530	104	54.679	2	1:24.062
57	3:23.993	105	55.245	3	1:23.460
58	1:08.594	106	57.362	4	1:22.908
59	1:07.097	107	55.545	5	1:22.299
60	1:06.227	108	54.725	6	1:23.108
61	1:07.028	109	54.791	7	1:21.423
62	1:05.652	110	54.889	8	1:23.472
63	1:04.786	111	54.900	9	1:21.494
64	1:04.033	112	54.565	10	1:22.492
65	1:03.485	113	55.072	11	1:21.669
66	1:03.213	114	54.759	12	1:23.115
67	1:03.443	115	54.827	13	1:21.152
68	1:03.399	116	55.345	14	1:21.898
69	1:04.673	117	3:44.862	15	1:23.976
70	1:04.691	118	55.749	16	1:21.847
71	1:01.673	119	55.465	17	1:24.075
72	1:02.088	120	55.014	18	1:23.311
73	1:01.466	121	55.095	19	1:21.506
74	4:46.170	122	54.548	20	1:20.899
75	1:01.456	123	55.629	21	1:23.669

LE FCS G. GONDEUIL

Angerville (IDF) 05-06/11/2016

ASK Angerville

Apex Timing 

Endurance

Endurance 3Heures 1 (31) Analyse des tours

Pour information, sans valeur officielle

Tours	Temps au tour	Tours	Temps au tour	Tours	Temps au tour
22	1:20.805	70	1:04.126	118	56.685
23	1:20.933	71	1:02.767	119	57.403
24	1:20.384	72	1:02.417	120	1:25.737
25	1:24.916	73	1:01.485	121	4:02.914
26	1:20.528	74	1:01.621	122	2:48.446
27	1:20.203	75	1:01.971	123	55.882
28	1:20.248	76	1:04.389	124	56.607
29	3:42.188	77	1:01.887	125	54.943
30	1:28.179	78	1:01.900	126	54.820
31	1:26.844	79	1:01.628	127	54.735
32	1:25.952	80	1:00.286	128	54.693
33	1:25.507	81	1:00.990	129	54.722
34	1:26.251	82	1:01.099	130	54.484
35	1:25.475	83	1:01.319	131	54.481
36	1:25.191	84	1:00.086	132	54.629
37	1:24.431	85	1:00.370	133	55.018
38	1:25.241	86	59.434	134	55.778
39	1:25.440	87	59.567	135	55.308
40	1:23.823	88	59.017	136	54.386
41	1:23.777	89	59.491	137	54.729
42	1:23.467	90	58.627	138	54.740
43	1:22.065	91	4:06.820	139	54.667
44	1:21.922	92	1:09.738	140	55.669
45	1:26.794	93	59.448	141	55.407
46	1:21.328	94	57.530	142	55.044
47	1:24.724	95	57.273	143	55.176
48	1:21.930	96	56.255	144	55.232
49	1:19.166	97	56.385	145	57.531
50	1:18.919	98	56.432	146	56.543
51	1:18.869	99	55.694	147	55.723
52	1:19.184	100	55.674	N°46 PARIS - TNB Sport RIVIERE Serge	
53	1:18.420	101	55.900	1	1:24.433
54	1:18.607	102	56.060	2	1:22.067
55	1:16.605	103	55.399	3	6:13.978
56	1:16.905	104	55.637	4	1:22.130
57	4:34.539	105	56.763	5	1:22.400
58	1:09.164	106	56.441	6	1:22.325
59	1:06.628	107	56.038	7	1:22.418
60	1:06.702	108	55.548	8	2:48.170
61	1:06.827	109	56.321	9	1:22.543
62	1:05.561	110	55.914	10	1:21.401
63	1:03.866	111	56.894	11	1:22.439
64	1:07.919	112	56.397	12	1:21.860
65	1:04.427	113	56.259	13	1:20.348
66	1:04.352	114	56.031	14	1:20.910
67	1:02.782	115	56.764	15	1:20.374
68	1:03.281	116	56.014	16	1:19.625
69	1:02.949	117	56.061	17	1:19.986

LE FCS G. GONDEUIL

Angerville (IDF) 05-06/11/2016

ASK Angerville

Apex Timing 

Endurance

Endurance
3Heures 1 (31)

Pour information, sans valeur officielle

Analyse des tours

Tours	Temps au tour	Tours	Temps au tour	Tours	Temps au tour
18	1:20.118	66	1:03.002	114	54.726
19	1:19.941	67	1:03.417	115	54.592
20	1:19.219	68	1:03.479	116	54.168
21	1:18.997	69	1:04.439	117	2:28.156
22	1:17.723	70	1:04.290	118	56.248
23	1:18.866	71	1:04.229	119	56.064
24	3:19.009	72	3:17.175	120	55.705
25	1:25.175	73	1:02.110	121	55.852
26	1:25.391	74	1:02.853	122	55.388
27	1:23.815	75	1:02.573	123	54.816
28	1:24.002	76	1:02.572	124	55.325
29	1:23.562	77	1:04.123	125	55.536
30	1:24.174	78	1:01.892	126	55.059
31	1:23.603	79	1:03.503	127	55.368
32	1:22.308	80	1:01.994	128	12:35.720
33	1:20.600	81	1:01.589	129	57.847
34	1:21.867	82	1:01.483	130	55.927
35	1:21.574	83	1:03.389	131	55.947
36	1:22.126	84	3:53.988	132	55.522
37	1:22.127	85	59.346	N°49 ANGERS - MDCK MENANTEAU Jean	
38	1:20.988	86	55.627	1	1:21.285
39	1:20.731	87	55.367	2	1:19.538
40	1:20.585	88	55.770	3	1:18.164
41	1:21.050	89	4:04.010	4	1:18.631
42	1:19.647	90	55.049	5	1:18.607
43	1:21.257	91	54.852	6	1:30.438
44	1:18.849	92	54.590	7	1:24.773
45	1:20.203	93	54.656	8	1:19.394
46	1:18.295	94	54.504	9	1:18.209
47	1:17.722	95	54.345	10	1:18.112
48	1:15.510	96	54.886	11	1:17.509
49	1:17.134	97	55.410	12	1:16.601
50	1:17.199	98	54.319	13	1:16.859
51	1:17.456	99	54.149	14	1:17.307
52	1:15.276	100	54.520	15	1:17.408
53	3:07.084	101	54.159	16	1:30.976
54	1:10.522	102	54.278	17	6:04.379
55	1:10.847	103	54.208	18	1:23.916
56	1:10.225	104	54.627	19	1:19.655
57	1:09.779	105	54.299	20	1:18.991
58	1:14.759	106	54.170	21	1:18.484
59	1:09.331	107	55.017	22	1:19.510
60	1:07.692	108	54.598	23	1:19.280
61	1:06.056	109	54.061	24	1:17.366
62	1:06.030	110	54.539	25	1:17.251
63	1:04.489	111	54.172	26	1:17.607
64	1:04.714	112	54.531	27	1:17.246
65	1:05.215	113	54.906	28	1:18.198

LE FCS G. GONDEUIL

Angerville (IDF) 05-06/11/2016

ASK Angerville

Apex Timing 

Endurance

Endurance 3Heures 1 (31) Analyse des tours

Pour information, sans valeur officielle

Tours	Temps au tour	Tours	Temps au tour	Tours	Temps au tour
29	1:16.845	77	1:00.351	125	56.239
30	1:15.910	78	59.795	126	56.362
31	1:17.950	79	59.583	127	56.706
32	1:16.518	80	58.846	128	56.250
33	1:16.200	81	58.027	129	56.900
34	1:15.361	82	1:09.179	130	55.890
35	1:15.235	83	58.920	131	56.359
36	1:16.183	84	58.047	132	56.289
37	1:15.713	85	58.153	133	56.235
38	1:14.707	86	58.959	134	56.469
39	1:17.035	87	57.413	135	57.042
40	1:14.882	88	56.846	136	56.752
41	1:21.071	89	57.316	137	56.651
42	1:14.209	90	57.183	138	57.001
43	1:13.991	91	57.330	139	56.143
44	1:13.544	92	58.976	140	56.069
45	1:19.827	93	57.434	141	55.907
46	3:25.903	94	1:00.512	142	56.180
47	1:14.092	95	57.578	143	56.481
48	1:14.040	96	57.405	144	56.682
49	1:12.152	97	56.745	145	56.782
50	1:11.525	98	56.812	146	56.430
51	1:13.149	99	57.591	147	56.372
52	1:10.961	100	56.771	148	57.242
53	1:21.338	101	56.548	N°50 LA MANCHE - Kartmag BOUILLAND Arnaud	
54	1:11.040	102	56.499	1	1:26.841
55	1:10.670	103	57.209	2	1:23.693
56	1:09.188	104	57.281	3	1:23.711
57	1:08.728	105	56.480	4	3:39.565
58	1:07.334	106	56.814	5	1:16.467
59	1:08.234	107	58.747	6	1:16.885
60	1:07.882	108	57.230	7	1:15.659
61	1:06.925	109	57.813	8	1:16.219
62	1:05.828	110	56.202	9	1:16.938
63	1:05.865	111	3:50.916	10	1:14.719
64	1:05.047	112	58.403	11	1:15.833
65	1:05.109	113	57.155	12	1:15.009
66	1:04.239	114	3:59.167	13	1:14.930
67	1:05.024	115	57.778	14	1:14.730
68	1:03.583	116	1:24.046	15	1:14.899
69	1:03.266	117	56.737	16	1:14.754
70	1:04.181	118	56.985	17	1:16.072
71	1:03.551	119	56.441	18	1:15.208
72	1:03.542	120	56.312	19	1:14.589
73	1:04.461	121	56.282	20	1:14.488
74	5:37.668	122	56.510	21	1:14.591
75	1:09.663	123	56.251	22	1:14.524
76	1:03.091	124	56.446	23	1:14.367

LE FCS G. GONDEUIL

Angerville (IDF) 05-06/11/2016

ASK Angerville

Apex Timing 

Endurance

Endurance 3Heures 1 (31) Analyse des tours

Pour information, sans valeur officielle

Tours	Temps au tour	Tours	Temps au tour	Tours	Temps au tour
24	1:14.861	72	1:02.861	3	1:33.342
25	1:16.500	73	1:02.668	4	1:32.865
26	1:14.415	74	1:02.395	5	1:32.887
27	1:15.009	75	1:02.113	6	1:32.681
28	1:14.004	76	1:01.723	7	1:31.916
29	1:14.734	77	1:01.195	8	8:57.891
30	3:01.217	78	1:01.194	9	1:17.145
31	1:13.998	79	1:02.873	10	1:15.969
32	1:13.716	80	1:02.736	11	1:14.453
33	1:12.852	81	3:38.700	12	1:14.406
34	1:12.515	82	57.642	13	1:13.653
35	1:12.334	83	55.939	14	1:13.869
36	1:13.637	84	59.805	15	1:13.790
37	1:12.261	85	57.644	16	1:14.105
38	1:12.129	86	57.218	17	1:12.667
39	3:31.183	87	4:03.859	18	1:14.346
40	1:12.651	88	54.339	19	1:14.596
41	1:11.343	89	55.025	20	1:14.481
42	1:11.501	90	54.267	21	1:12.415
43	1:10.764	91	54.205	22	1:12.285
44	1:10.978	92	54.403	23	1:12.193
45	1:10.706	93	53.907	24	1:12.478
46	1:40.990	94	53.071	25	3:14.023
47	1:09.903	95	52.931	26	1:17.048
48	1:10.000	96	5:22.976	27	1:16.360
49	1:09.042	97	53.475	28	1:16.415
50	1:09.439	98	54.430	29	1:15.510
51	1:09.012	99	52.903	30	1:15.246
52	1:08.522	100	52.771	31	1:15.766
53	1:08.382	101	52.952	32	1:14.198
54	1:08.388	102	52.733	33	1:14.182
55	1:08.292	103	53.296	34	1:14.814
56	1:08.692	104	52.685	35	1:13.384
57	1:08.244	105	52.781	36	1:14.576
58	1:06.675	106	52.670	37	1:13.429
59	1:07.003	107	53.454	38	1:13.208
60	2:44.001	108	52.910	39	4:07.144
61	1:06.489	109	52.909	40	1:13.267
62	1:05.981	110	52.725	41	1:12.971
63	1:05.121	111	53.136	42	1:12.211
64	1:04.811	112	52.824	43	1:12.293
65	1:05.103	113	53.389	44	1:12.322
66	1:03.934	114	27:34.845	45	1:11.353
67	1:04.067	115	55.033	46	1:11.030
68	1:03.657	116	53.247	47	1:11.264
69	1:04.526	N°54 BRETAGNE – SKC HOUTIN Jonathan		48	1:11.385
70	1:04.002	1	1:33.646	49	1:11.226
71	1:03.806	2	1:30.386	50	5:33.645

LE FCS G. GONDEUIL

Angerville (IDF) 05-06/11/2016

ASK Angerville

Apex Timing 

Endurance

Endurance
3Heures 1 (31)

Pour information, sans valeur officielle

Analyse des tours

Tours	Temps au tour	Tours	Temps au tour	Tours	Temps au tour
51	1:07.488	99	54.955	29	1:12.383
52	1:08.041	100	55.419	30	1:13.361
53	2:55.670	101	55.241	31	1:12.781
54	10:10.071	102	54.662	32	1:12.842
55	1:01.894	103	55.385	33	3:39.270
56	1:04.078	104	54.963	34	1:15.277
57	1:00.781	105	55.176	35	1:15.333
58	1:00.271	106	55.006	36	1:32.823
59	1:00.072	107	54.435	37	1:15.934
60	1:00.608	108	2:42.451	38	1:15.073
61	1:00.656	109	55.187	39	1:13.977
62	1:01.518	110	53.763	40	1:14.774
63	4:04.888	111	53.737	41	1:13.297
64	58.293	112	53.476	42	1:13.457
65	58.298	113	53.474	43	1:14.643
66	58.901	114	53.270	44	1:13.647
67	58.951	115	11:53.842	45	1:13.281
68	59.381	116	57.003	46	1:13.775
69	58.980	117	55.422	47	1:12.374
70	58.512	N°55 ROUEN_GSK-REK GUIGNET Jean Philipp		48	1:13.078
71	58.910	1	1:15.963	49	1:13.385
72	58.864	2	1:14.675	50	1:14.749
73	59.236	3	1:14.160	51	1:11.779
74	57.677	4	1:13.301	52	1:11.523
75	58.391	5	1:13.568	53	1:11.880
76	6:21.351	6	1:14.156	54	1:10.712
77	56.240	7	1:13.413	55	1:10.625
78	55.710	8	1:13.675	56	1:09.992
79	54.916	9	1:13.336	57	1:09.777
80	54.317	10	1:13.919	58	1:09.556
81	54.661	11	1:14.475	59	1:26.086
82	54.340	12	1:13.177	60	1:09.553
83	54.580	13	1:13.028	61	1:09.312
84	54.142	14	1:15.257	62	1:08.753
85	54.378	15	1:12.904	63	1:08.257
86	55.069	16	1:12.537	64	1:08.748
87	54.691	17	1:13.455	65	2:44.996
88	53.903	18	1:12.298	66	1:05.880
89	54.346	19	1:13.694	67	1:04.659
90	54.498	20	1:12.772	68	1:04.691
91	4:48.373	21	1:11.955	69	1:04.114
92	54.555	22	1:14.055	70	1:03.779
93	55.805	23	1:12.950	71	1:03.090
94	54.853	24	1:13.163	72	1:02.908
95	54.358	25	1:12.598	73	1:03.714
96	54.522	26	1:12.459	74	1:03.231
97	54.566	27	1:12.502	75	1:04.200
98	55.729	28	1:12.440	76	1:03.670

LE FCS GRANDVILLE

Angerville (IDF) 05-06/11/2016

ASK Angerville

Apex Timing 

Endurance

Endurance 3Heures 1 (31) Analyse des tours

Pour information, sans valeur officielle

Tours	Temps au tour	Tours	Temps au tour	Tours	Temps au tour
77	1:01.908	125	53.682	10	1:17.610
78	1:02.187	126	53.440	11	1:18.521
79	1:01.443	127	54.293	12	1:20.453
80	1:01.381	128	53.636	13	1:20.100
81	1:01.379	129	52.912	14	1:18.456
82	1:01.957	130	53.086	15	1:18.037
83	1:01.211	131	53.288	16	1:17.701
84	3:24.867	132	53.152	17	1:18.149
85	1:03.059	133	52.897	18	1:19.013
86	59.487	134	53.287	19	1:17.962
87	58.145	135	52.919	20	1:18.244
88	56.831	136	52.766	21	1:17.891
89	55.685	137	53.332	22	1:17.939
90	54.990	138	53.856	23	1:19.531
91	57.318	139	52.945	24	1:21.045
92	55.511	140	54.365	25	1:17.020
93	54.325	141	53.457	26	1:17.354
94	54.188	142	53.434	27	1:19.370
95	54.061	143	52.909	28	1:18.668
96	55.060	144	52.873	29	3:43.931
97	53.735	145	52.791	30	1:24.658
98	53.681	146	52.952	31	1:22.457
99	55.465	147	53.629	32	1:21.817
100	55.694	148	54.049	33	1:22.138
101	54.095	149	52.868	34	1:21.026
102	54.084	150	52.790	35	1:20.555
103	53.797	151	53.725	36	1:19.822
104	53.678	152	53.909	37	1:21.677
105	53.673	153	53.729	38	1:24.846
106	53.660	154	54.660	39	1:22.164
107	53.339	155	53.782	40	1:22.424
108	54.571	156	54.445	41	1:18.880
109	53.509	157	54.014	42	1:23.950
110	53.390	158	53.784	43	1:20.113
111	53.680	159	53.710	44	1:17.383
112	53.391	160	53.573	45	1:19.346
113	53.724	161	53.779	46	1:16.929
114	53.212	162	54.633	47	1:17.193
115	53.246	N°57 LORRAINE- Black Arro BRUNELLI Julien		48	1:16.174
116	53.874	1	1:20.606	49	1:15.805
117	53.620	2	1:18.579	50	1:13.912
118	53.938	3	1:19.992	51	1:13.361
119	53.759	4	1:19.006	52	1:15.246
120	54.144	5	1:19.201	53	1:11.438
121	53.443	6	1:20.708	54	1:12.090
122	53.795	7	1:20.320	55	1:12.867
123	5:43.813	8	1:18.335	56	1:11.962
124	54.781	9	1:18.662	57	1:12.891

LE FUS G. GONDEUIL

Angerville (IDF) 05-06/11/2016

ASK Angerville

Apex Timing 

Endurance

Endurance 3Heures 1 (31) Analyse des tours

Pour information, sans valeur officielle

Tours	Temps au tour	Tours	Temps au tour	Tours	Temps au tour
58	3:08.649	106	56.675	3	1:10.897
59	1:07.608	107	56.356	4	1:10.929
60	1:07.727	108	56.290	5	1:11.828
61	1:08.962	109	56.856	6	1:10.865
62	1:05.982	110	56.300	7	1:11.081
63	1:06.090	111	56.748	8	1:11.704
64	1:05.498	112	56.783	9	1:11.278
65	1:05.045	113	56.431	10	1:11.431
66	1:05.547	114	4:09.614	11	1:10.710
67	1:04.583	115	3:38.553	12	1:10.630
68	1:04.063	116	59.078	13	1:10.990
69	1:04.346	117	58.327	14	1:10.445
70	1:02.798	118	57.545	15	1:10.391
71	1:03.826	119	57.303	16	1:10.887
72	1:03.851	120	56.890	17	1:11.519
73	1:03.487	121	57.229	18	1:11.500
74	1:03.298	122	56.608	19	1:11.480
75	1:02.586	123	58.090	20	1:10.998
76	1:03.349	124	57.491	21	1:11.010
77	1:02.563	125	57.832	22	1:11.191
78	1:04.153	126	56.867	23	1:12.096
79	4:32.761	127	57.342	24	1:10.840
80	1:03.691	128	57.223	25	1:10.944
81	1:01.479	129	56.959	26	1:11.553
82	1:00.721	130	57.180	27	1:11.370
83	59.783	131	57.493	28	1:11.008
84	58.715	132	57.507	29	1:11.175
85	57.816	133	56.851	30	1:11.297
86	58.272	134	57.611	31	1:11.408
87	57.710	135	56.705	32	1:12.412
88	59.289	136	56.655	33	2:52.706
89	58.445	137	56.375	34	1:13.529
90	57.051	138	56.537	35	1:13.134
91	57.605	139	57.728	36	1:11.400
92	57.198	140	59.782	37	1:13.909
93	57.984	141	56.858	38	1:11.730
94	57.401	142	56.531	39	1:11.980
95	58.262	143	56.800	40	1:12.428
96	57.561	144	56.920	41	1:12.724
97	58.726	145	57.777	42	1:11.807
98	57.548	146	57.430	43	1:11.316
99	56.919	147	56.902	44	1:12.091
100	56.389	148	57.560	45	1:11.494
101	56.697	149	57.131	46	1:10.798
102	57.019	150	57.354	47	1:10.870
103	56.215	N°72 SARTHE - RTK2 COMPERE Victor		48	1:10.347
104	57.718	1	1:13.988	49	1:09.959
105	56.852	2	1:10.943	50	1:10.669

LE FUS G. GONDEUIL

Angerville (IDF) 05-06/11/2016

ASK Angerville

Apex Timing 

Endurance

Endurance 3Heures 1 (31) Analyse des tours

Pour information, sans valeur officielle

Tours	Temps au tour	Tours	Temps au tour	Tours	Temps au tour
51	1:09.756	99	54.540	147	53.293
52	1:10.941	100	53.654	148	53.475
53	1:10.720	101	55.260	149	53.328
54	4:25.885	102	55.291	150	53.252
55	1:09.429	103	54.211	151	53.113
56	1:08.379	104	54.225	152	53.392
57	1:08.114	105	53.553	153	53.222
58	1:07.833	106	53.559	154	52.916
59	1:08.362	107	53.231	155	56.410
60	1:07.843	108	53.008	156	53.813
61	1:06.344	109	52.762	157	53.166
62	1:07.583	110	53.619	158	53.025
63	2:41.189	111	53.102	159	53.162
64	1:06.515	112	52.851	160	53.135
65	1:05.426	113	52.809	161	53.856
66	1:04.878	114	53.306	162	53.562
67	1:04.245	115	53.197	163	53.536
68	1:04.112	116	53.513	164	54.061
69	1:04.465	117	53.268	165	53.798
70	1:04.547	118	52.974	166	54.559
71	1:03.302	119	53.342	N°73 NEVERS Racing Team VACHEYROU Kévin	
72	1:03.740	120	53.213	1	1:26.984
73	1:03.238	121	53.901	2	1:24.579
74	1:03.037	122	53.636	3	1:24.407
75	1:02.927	123	53.375	4	1:24.172
76	1:02.892	124	53.687	5	1:24.723
77	1:01.527	125	2:20.941	6	1:23.321
78	1:01.335	126	53.640	7	1:25.520
79	1:01.574	127	53.979	8	1:23.727
80	1:01.570	128	54.053	9	1:23.011
81	1:01.444	129	53.492	10	1:22.383
82	1:00.831	130	53.064	11	1:23.509
83	1:00.938	131	53.606	12	1:22.005
84	3:30.295	132	54.515	13	1:22.311
85	59.453	133	53.518	14	1:22.279
86	58.946	134	53.086	15	1:22.962
87	56.669	135	53.144	16	1:22.759
88	57.727	136	53.156	17	1:22.692
89	55.311	137	53.121	18	1:22.154
90	55.611	138	53.071	19	1:56.837
91	55.965	139	53.241	20	1:21.869
92	54.795	140	53.460	21	1:24.770
93	54.596	141	53.461	22	1:22.479
94	55.377	142	53.012	23	1:22.391
95	55.032	143	53.313	24	1:22.388
96	53.941	144	54.076	25	1:24.081
97	54.683	145	53.421	26	3:38.001
98	53.724	146	53.551	27	1:21.519

LE FCS G. GONDEUIL

Angerville (IDF) 05-06/11/2016

ASK Angerville

Apex Timing 

Endurance

Endurance 3Heures 1 (31) Analyse des tours

Pour information, sans valeur officielle

Tours	Temps au tour	Tours	Temps au tour	Tours	Temps au tour
28	1:21.521	76	57.453	124	58.497
29	1:20.653	77	57.485	125	1:00.812
30	1:20.864	78	56.763	126	57.999
31	1:19.670	79	56.676	127	57.393
32	1:19.545	80	59.154	128	59.706
33	1:19.784	81	56.831	129	58.403
34	1:19.867	82	57.496	130	59.789
35	1:19.367	83	57.114	131	59.192
36	1:18.582	84	57.147	132	58.121
37	1:19.541	85	56.959	133	59.371
38	1:19.880	86	56.784	134	58.148
39	1:19.278	87	56.342	135	1:00.800
40	1:18.548	88	56.666	N°75 INSEEC_PARIS SULLY Nicolas	
41	1:18.664	89	56.222	1	1:32.842
42	1:18.525	90	56.179	2	1:30.166
43	1:18.160	91	56.393	3	1:27.836
44	1:17.430	92	56.111	4	1:25.201
45	1:18.019	93	56.033	5	1:58.799
46	1:18.060	94	56.335	6	2:55.164
47	1:16.521	95	56.608	7	1:32.505
48	1:17.235	96	56.141	8	1:25.358
49	1:15.849	97	4:01.499	9	1:37.738
50	1:15.074	98	57.329	10	1:24.312
51	1:14.230	99	57.478	11	1:22.944
52	1:17.312	100	57.457	12	1:25.041
53	1:14.487	101	56.405	13	1:22.422
54	1:12.783	102	56.350	14	1:30.460
55	3:17.026	103	2:23.690	15	1:22.068
56	1:11.352	104	57.535	16	1:23.594
57	1:10.602	105	56.570	17	1:22.381
58	1:08.781	106	56.796	18	1:21.604
59	1:08.270	107	56.909	19	1:21.815
60	1:11.196	108	56.618	20	1:23.379
61	1:07.077	109	56.359	21	4:15.062
62	1:06.971	110	56.327	22	1:26.273
63	1:07.398	111	56.896	23	1:25.217
64	1:05.511	112	56.767	24	1:24.644
65	1:10.717	113	57.088	25	1:26.292
66	1:05.948	114	56.985	26	1:24.953
67	1:05.101	115	58.480	27	1:23.941
68	17:03.243	116	58.520	28	1:23.737
69	1:02.771	117	58.061	29	1:22.433
70	1:01.252	118	57.467	30	1:22.698
71	59.586	119	3:14.542	31	1:22.119
72	58.598	120	59.403	32	1:22.671
73	58.701	121	58.071	33	1:22.542
74	58.807	122	57.615	34	1:21.786
75	57.851	123	57.446	35	1:20.948

LE FCS G. GONDEUIL

Angerville (IDF) 05-06/11/2016

ASK Angerville

Apex Timing 

Endurance

Endurance 3Heures 1 (31) Analyse des tours

Pour information, sans valeur officielle

Tours	Temps au tour	Tours	Temps au tour	Tours	Temps au tour
36	1:20.940	84	57.158	132	56.961
37	1:20.162	85	56.156	133	56.968
38	1:19.679	86	56.730	134	59.080
39	1:19.253	87	56.383	135	57.580
40	1:19.055	88	57.677	136	57.428
41	1:17.635	89	1:18.115	N°78 MAUREPAS-C2D Compéti CAYRON FX	
42	1:19.098	90	57.433	1	1:20.259
43	1:17.314	91	57.536	2	1:19.034
44	1:16.798	92	56.417	3	1:19.144
45	1:17.045	93	56.608	4	1:18.450
46	3:15.795	94	56.512	5	1:20.352
47	1:14.047	95	56.044	6	1:21.522
48	1:13.795	96	57.533	7	1:20.327
49	1:11.799	97	57.466	8	1:19.849
50	1:13.645	98	57.416	9	1:18.711
51	1:10.061	99	57.446	10	1:18.988
52	1:09.953	100	56.857	11	1:21.876
53	1:09.128	101	57.124	12	1:18.039
54	1:20.579	102	57.459	13	1:21.082
55	1:07.598	103	57.112	14	1:17.846
56	1:06.434	104	56.800	15	1:17.250
57	1:06.980	105	1:02.266	16	1:17.329
58	1:06.471	106	57.057	17	1:18.494
59	1:07.426	107	57.329	18	1:18.181
60	1:06.235	108	56.556	19	1:16.748
61	1:06.129	109	56.775	20	1:18.013
62	4:19.097	110	2:51.865	21	1:17.371
63	1:05.190	111	59.592	22	1:17.693
64	1:03.972	112	58.296	23	1:19.088
65	1:03.471	113	1:01.119	24	1:18.181
66	1:03.147	114	58.768	25	1:17.018
67	1:01.609	115	57.443	26	1:17.583
68	1:01.980	116	57.707	27	1:17.494
69	1:01.921	117	56.832	28	1:17.338
70	1:01.623	118	57.288	29	3:22.803
71	1:03.253	119	56.771	30	1:18.289
72	1:03.631	120	57.293	31	1:18.431
73	1:03.106	121	57.058	32	1:18.471
74	4:09.648	122	57.366	33	1:19.013
75	1:03.001	123	56.664	34	1:20.173
76	59.969	124	57.842	35	1:18.157
77	59.236	125	57.338	36	1:18.520
78	58.258	126	10:36.981	37	1:17.714
79	57.945	127	58.405	38	1:18.204
80	1:32.050	128	57.107	39	1:17.931
81	57.026	129	57.575	40	1:18.218
82	56.847	130	56.494	41	1:18.414
83	57.200	131	57.062	42	1:16.958

LE FCS G. GONDEUIL

Angerville (IDF) 05-06/11/2016

ASK Angerville

Apex Timing 

Endurance

Endurance 3Heures 1 (31) Analyse des tours

Pour information, sans valeur officielle

Tours	Temps au tour	Tours	Temps au tour	Tours	Temps au tour
43	1:16.920	91	55.484	139	54.792
44	1:16.189	92	56.523	140	54.827
45	1:17.216	93	56.643	141	55.383
46	1:16.280	94	55.562	142	55.528
47	1:16.783	95	55.123	143	55.220
48	1:17.172	96	55.921	144	55.044
49	1:16.131	97	55.279	145	55.010
50	1:14.899	98	55.078	146	55.320
51	1:13.107	99	57.567	147	56.637
52	1:12.513	100	54.947	148	55.327
53	1:13.321	101	55.466	149	54.963
54	1:14.125	102	56.004	N°79 TRAPPES -BRK KST 1 VAUDIER Laurent	
55	1:12.209	103	55.735	1	1:23.935
56	1:13.454	104	55.023	2	1:20.225
57	3:17.260	105	55.012	3	1:20.429
58	1:14.187	106	55.345	4	1:21.954
59	1:12.282	107	55.201	5	1:22.588
60	1:10.745	108	4:04.078	6	1:20.540
61	1:08.969	109	55.449	7	1:21.448
62	1:07.903	110	55.803	8	1:20.883
63	1:08.018	111	2:38.741	9	1:22.958
64	1:07.018	112	57.362	10	1:20.818
65	1:06.014	113	56.963	11	1:20.316
66	1:06.741	114	55.969	12	1:21.339
67	1:07.088	115	55.952	13	1:20.889
68	1:06.807	116	55.389	14	1:20.467
69	1:05.984	117	55.886	15	1:19.450
70	1:05.892	118	55.288	16	1:19.793
71	1:05.075	119	55.491	17	1:19.671
72	1:04.516	120	55.452	18	1:22.607
73	1:06.610	121	55.074	19	1:19.676
74	1:06.102	122	54.917	20	1:19.444
75	1:05.948	123	55.085	21	1:20.302
76	6:15.174	124	54.934	22	1:19.767
77	1:04.366	125	54.707	23	1:19.676
78	59.418	126	55.007	24	1:19.772
79	59.901	127	3:56.533	25	1:18.828
80	59.895	128	55.649	26	1:19.030
81	59.247	129	55.331	27	1:17.988
82	57.015	130	55.313	28	1:18.287
83	58.611	131	55.180	29	1:18.534
84	56.983	132	55.128	30	1:17.688
85	56.664	133	55.242	31	3:40.551
86	57.761	134	54.922	32	1:16.965
87	56.318	135	54.975	33	1:15.128
88	56.086	136	56.113	34	1:15.926
89	56.041	137	55.148	35	1:14.474
90	55.697	138	54.862	36	1:14.757

LE FCS G. GONDEUIL

Angerville (IDF) 05-06/11/2016

ASK Angerville

Apex Timing 

Endurance

Endurance 3Heures 1 (31) Analyse des tours

Pour information, sans valeur officielle

Tours	Temps au tour	Tours	Temps au tour	Tours	Temps au tour
37	1:15.342	85	1:00.241	133	56.473
38	1:13.480	86	1:07.500	134	56.427
39	1:13.781	87	57.171	135	56.389
40	1:12.917	88	56.460	136	56.385
41	1:13.245	89	57.308	137	56.357
42	1:13.716	90	56.363	138	56.141
43	1:13.164	91	57.352	139	55.980
44	1:13.228	92	56.564	140	55.929
45	1:13.303	93	57.067	141	56.488
46	1:12.396	94	58.286	142	55.717
47	1:13.169	95	57.828	143	2:46.580
48	1:13.149	96	56.783	144	56.529
49	1:12.815	97	56.784	145	57.621
50	1:11.694	98	55.771	146	57.324
51	1:12.133	99	55.981	147	56.712
52	1:12.402	100	55.912	148	56.719
53	1:11.322	101	56.339	149	57.910
54	1:11.727	102	55.900	150	56.368
55	1:10.870	103	55.855	N°91 ARPAJON - Team Gamat DAGUZE Eric	
56	1:10.792	104	56.049	1	1:16.140
57	1:10.967	105	56.124	2	1:14.851
58	4:32.559	106	56.139	3	1:15.461
59	1:09.131	107	55.677	4	1:14.198
60	3:21.865	108	56.424	5	1:13.109
61	1:06.214	109	56.555	6	1:15.412
62	1:04.931	110	57.662	7	1:14.434
63	1:04.843	111	56.283	8	1:14.544
64	1:04.006	112	57.099	9	1:13.284
65	1:04.317	113	57.354	10	1:14.170
66	1:03.642	114	56.748	11	1:12.961
67	1:03.684	115	3:41.297	12	1:13.265
68	1:03.041	116	57.370	13	1:13.399
69	1:05.720	117	57.029	14	1:13.920
70	1:02.532	118	56.885	15	1:13.082
71	1:02.270	119	56.713	16	1:14.371
72	1:01.902	120	56.906	17	1:12.875
73	1:02.159	121	55.965	18	1:12.779
74	1:01.767	122	56.026	19	1:13.452
75	1:01.540	123	57.049	20	1:12.674
76	1:01.519	124	56.275	21	1:12.589
77	1:01.917	125	56.529	22	1:12.906
78	1:02.240	126	56.538	23	1:12.440
79	1:01.681	127	56.188	24	1:12.530
80	5:17.914	128	56.290	25	1:12.513
81	1:01.904	129	56.001	26	1:12.618
82	1:01.121	130	56.577	27	1:14.114
83	58.418	131	56.517	28	1:12.326
84	57.577	132	56.341	29	1:12.104

LE FUS G. GONDEUIL

Angerville (IDF) 05-06/11/2016

ASK Angerville

Apex Timing 

Endurance

Endurance 3Heures 1 (31) Analyse des tours

Pour information, sans valeur officielle

Tours	Temps au tour	Tours	Temps au tour	Tours	Temps au tour
30	1:11.828	78	1:01.332	126	54.909
31	2:53.082	79	1:01.026	127	55.004
32	1:13.166	80	1:00.658	128	54.827
33	1:13.831	81	1:01.960	129	55.461
34	1:15.060	82	1:00.447	130	54.787
35	1:13.123	83	59.930	131	54.745
36	1:12.526	84	1:04.138	132	54.918
37	1:13.347	85	1:00.613	133	54.944
38	1:12.108	86	59.982	134	54.668
39	1:11.844	87	1:00.164	135	54.737
40	1:11.626	88	1:00.269	136	55.058
41	1:12.346	89	59.756	137	54.675
42	1:12.282	90	59.600	138	54.848
43	1:12.961	91	3:13.628	139	54.737
44	1:10.724	92	58.174	140	54.802
45	1:11.382	93	56.589	141	54.656
46	1:10.904	94	55.638	142	54.727
47	1:10.593	95	54.923	143	54.672
48	1:10.242	96	54.927	144	54.828
49	1:11.461	97	55.217	145	54.775
50	1:13.587	98	55.778	146	54.727
51	1:10.596	99	4:04.709	147	54.698
52	1:10.811	100	55.068	148	57.261
53	1:10.061	101	55.069	149	55.363
54	1:08.598	102	54.796	150	54.754
55	1:08.572	103	54.434	151	54.717
56	1:09.411	104	54.394	152	54.754
57	1:09.467	105	54.635	153	54.884
58	1:08.991	106	55.220	154	54.828
59	1:09.094	107	54.417	155	54.828
60	1:06.847	108	54.208	156	55.333
61	1:07.282	109	54.553	157	54.834
62	1:08.095	110	54.954	158	55.651
63	2:46.026	111	54.416	159	54.913
64	1:06.429	112	54.200	N°93 ILE-DE-FRANCE - TEAM DUVAL Alain	
65	1:05.136	113	54.387	1	1:34.087
66	1:05.816	114	54.300	2	1:31.627
67	1:05.434	115	54.295	3	1:31.820
68	1:03.609	116	54.450	4	1:56.977
69	1:03.095	117	54.133	5	1:33.516
70	1:04.680	118	55.610	6	1:34.942
71	1:03.156	119	55.668	7	1:33.752
72	1:02.930	120	4:26.717	8	1:33.022
73	1:02.295	121	55.666	9	1:33.453
74	1:02.724	122	54.941	10	1:35.701
75	1:01.725	123	55.471	11	4:30.880
76	1:01.541	124	54.871	12	1:24.427
77	1:02.451	125	55.903	13	1:22.741

LE FCS G. GONDEUIL

Angerville (IDF) 05-06/11/2016

ASK Angerville

Apex Timing 

Endurance

Endurance 3Heures 1 (31) Analyse des tours

Pour information, sans valeur officielle

Tours	Temps au tour	Tours	Temps au tour	Tours	Temps au tour
14	1:20.475	62	1:05.629	11	1:14.103
15	1:19.370	63	1:04.685	12	1:12.679
16	1:23.509	64	1:02.628	13	1:13.479
17	1:18.235	65	1:02.587	14	1:13.127
18	1:16.846	66	1:02.741	15	1:12.494
19	1:17.725	67	1:02.536	16	1:12.297
20	1:16.806	68	1:03.015	17	1:11.971
21	1:17.071	69	1:02.240	18	1:12.622
22	1:16.467	70	1:01.315	19	1:12.116
23	1:16.303	71	1:01.757	20	1:12.912
24	1:16.432	72	4:17.859	21	1:12.304
25	1:15.859	73	1:01.535	22	1:12.818
26	1:15.195	74	1:00.771	23	1:12.521
27	1:16.380	75	4:59.823	24	1:12.717
28	1:18.960	76	57.926	25	2:52.498
29	1:15.920	77	56.276	26	1:14.502
30	1:15.423	78	55.908	27	1:13.809
31	1:15.535	79	54.999	28	1:14.302
32	1:16.256	80	57.243	29	1:13.642
33	1:18.660	81	54.519	30	1:14.034
34	1:16.523	82	55.084	31	1:13.247
35	1:14.708	83	55.636	32	1:14.403
36	1:14.122	84	54.631	33	1:14.089
37	1:14.343	85	54.328	34	1:12.952
38	1:14.154	86	54.334	35	1:13.181
39	1:12.992	87	54.287	36	1:12.932
40	3:03.178	88	54.379	37	1:13.141
41	1:13.914	89	54.192	38	1:13.891
42	1:12.050	90	54.732	39	1:12.967
43	1:11.366	91	54.274	40	1:13.047
44	1:10.175	92	6:19.411	41	1:13.015
45	1:11.754	93	56.084	42	1:13.571
46	1:10.441	94	55.525	43	1:13.238
47	1:10.548	95	15:07.788	44	1:15.120
48	1:09.661	96	59.930	45	1:12.528
49	1:09.025	97	58.410	46	1:11.635
50	1:08.793	98	56.449	47	1:11.990
51	1:09.750	N°95 VAL d'OISE- JFJ Perf LEGAY Alexis		48	1:11.178
52	14:39.166	1	1:15.110	49	1:11.273
53	1:06.087	2	1:13.541	50	1:32.390
54	1:06.324	3	1:12.742	51	1:14.190
55	1:05.485	4	1:12.863	52	3:22.274
56	1:06.260	5	1:12.865	53	1:12.584
57	1:05.336	6	1:13.687	54	1:11.026
58	1:04.857	7	1:12.905	55	1:11.149
59	1:05.384	8	1:12.121	56	1:09.608
60	1:03.855	9	1:12.283	57	1:09.800
61	1:04.250	10	1:13.249	58	1:09.243

LE FUS GOURDEUIL

Angerville (IDF) 05-06/11/2016

ASK Angerville

Apex Timing 

Endurance

Endurance
3Heures 1 (31)
Analyse des tours

Pour information, sans valeur officielle

Tours	Temps au tour	Tours	Temps au tour	Tours	Temps au tour
59	1:08.033	107	53.559	155	55.583
60	1:08.198	108	52.958	156	54.343
61	1:08.783	109	54.978	157	53.615
62	1:08.485	110	53.065	158	53.228
63	1:07.267	111	52.872	159	53.861
64	4:15.073	112	53.502	160	53.803
65	1:04.864	113	52.863	161	54.423
66	1:03.798	114	53.039	N°96 Ile de France_Willk PETIT Xavier	
67	1:03.476	115	53.984	1	1:17.146
68	1:02.890	116	52.946	2	1:14.714
69	1:04.189	117	53.249	3	1:15.258
70	1:03.604	118	52.999	4	1:15.018
71	1:01.980	119	53.000	5	1:15.318
72	1:02.321	120	53.453	6	1:16.905
73	1:02.415	121	2:18.234	7	1:15.593
74	1:01.679	122	54.183	8	1:15.197
75	1:03.051	123	54.230	9	1:15.995
76	1:01.879	124	53.770	10	1:15.350
77	1:03.972	125	54.102	11	1:14.971
78	1:00.682	126	54.296	12	1:15.738
79	1:00.432	127	54.295	13	1:15.038
80	3:26.423	128	54.013	14	1:15.982
81	59.949	129	53.486	15	1:16.032
82	1:03.379	130	53.690	16	1:16.503
83	56.849	131	53.574	17	1:15.820
84	56.286	132	53.712	18	1:16.652
85	56.546	133	53.456	19	1:14.787
86	57.050	134	53.561	20	1:15.905
87	55.407	135	53.606	21	1:15.845
88	54.464	136	55.335	22	1:15.326
89	54.384	137	53.291	23	1:14.945
90	54.386	138	53.865	24	1:15.305
91	53.647	139	53.788	25	1:15.713
92	54.668	140	53.486	26	1:14.718
93	53.643	141	55.069	27	1:16.140
94	53.563	142	53.598	28	1:14.477
95	53.450	143	53.468	29	1:15.766
96	53.479	144	54.775	30	1:15.476
97	53.729	145	53.452	31	2:59.332
98	53.945	146	53.965	32	1:17.082
99	53.283	147	53.705	33	1:16.295
100	53.582	148	53.411	34	1:16.039
101	53.084	149	53.437	35	1:15.046
102	53.026	150	53.364	36	1:14.392
103	53.639	151	53.822	37	1:14.957
104	52.918	152	53.600	38	1:14.837
105	53.672	153	55.895	39	1:15.056
106	52.992	154	3:29.439	40	1:15.995

LE FCS G. GONDEUIL

Angerville (IDF) 05-06/11/2016

ASK Angerville

Apex Timing 

Endurance

Endurance
3Heures 1 (31)
Analyse des tours

Pour information, sans valeur officielle

Tours	Temps au tour	Tours	Temps au tour	Tours	Temps au tour
41	1:14.248	89	56.435	137	54.807
42	1:14.884	90	3:13.419	138	54.581
43	1:13.530	91	57.735	139	54.661
44	1:13.595	92	2:11.954	140	54.818
45	1:13.413	93	56.497	141	54.457
46	1:13.432	94	54.792	142	54.354
47	1:13.196	95	54.829	143	54.328
48	1:11.986	96	54.973	144	54.449
49	1:12.528	97	54.911	145	54.380
50	1:12.636	98	55.200	146	54.495
51	1:12.761	99	56.357	147	54.970
52	1:13.003	100	54.492	148	2:49.731
53	1:12.354	101	54.802	149	55.645
54	1:10.869	102	56.800	150	55.492
55	1:10.924	103	55.164	151	54.689
56	1:10.701	104	55.365	152	54.699
57	1:09.441	105	54.694	153	54.383
58	1:09.946	106	55.683	154	54.635
59	1:09.289	107	54.399		
60	1:08.608	108	54.339		
61	2:53.313	109	54.205		
62	1:09.420	110	54.432		
63	1:08.078	111	55.015		
64	1:07.807	112	54.229		
65	1:07.777	113	54.660		
66	1:05.891	114	54.239		
67	1:05.168	115	54.521		
68	1:04.735	116	54.824		
69	1:04.922	117	54.219		
70	1:04.475	118	54.226		
71	1:04.508	119	54.345		
72	1:03.140	120	54.379		
73	1:04.156	121	5:22.958		
74	1:03.239	122	55.261		
75	1:04.494	123	55.044		
76	1:02.666	124	55.584		
77	1:01.851	125	54.279		
78	1:01.738	126	54.831		
79	1:01.418	127	54.711		
80	1:01.476	128	54.439		
81	1:01.822	129	54.397		
82	1:01.038	130	54.851		
83	1:01.222	131	54.405		
84	1:01.791	132	54.727		
85	3:18.178	133	55.056		
86	59.902	134	54.417		
87	58.041	135	55.193		
88	57.282	136	54.497		

LE FCS G. GONDEUIL

Angerville (IDF) 05-06/11/2016

ASK Angerville

Apex Timing 

Endurance

Endurance
3Heures 1 (31)
Grille de départ

Document 7

Sous réserve du contrôle technique ou d'incidents d'ordre sportif


93	ILE-DE-FRANCE - TEAM	26	44	PAYS de LOIRE – 2EKJ
24	CENTRE - Wintec	25	54	BRETAGNE – SKC
75	INSEEC_PARIS	24	73	NEVERS Racing Team
23	MONTESSON – MGT	23	46	PARIS - TNB Sport
50	LA MANCHE - Kartmag	22	45	MALESHERBES - Team C
57	LORRAINE- Black Arro	21	21	COTE D'OR 1 - Team P
49	ANGERS - MDCK	20	79	TRAPPES -BRK KST 1
19	LE MANS - Malevaut S	19	78	MAUREPAS-C2D Compéti
16	CHARENTE - Crouail M	18	96	Ile de France_Willk
91	ARPAJON - Team Gamat	17	55	ROUEN_GSK-REK
95	VAL d'OISE- JFJ Perf	16	17	LA ROCHELLE - Maleva
26	CORMEILLES – MD	15	11	SARTHE – RTKF GP2
1	SARTHE - RTKF 1	14	72	SARTHE - RTKF 2
		13		
		12		
		11		
		10		
		9		
		8		
		7		
		6		
		5		
		4		
		3		
		2		
		1		

POLE POSITION



Départ : 06/11 - 09:15 Durée : 3:00:00
LE FUS G. GONDEUIL

Angerville (IDF) 05-06/11/2016
ASK Angerville

Apex Timing 

Endurance

Endurance

3Heures 2 (32)

Résultats après 4 heures.

Sous réserve du contrôle technique ou d'incidents d'ordre sportif

Cl	N°	Group	-M-	Equipe	Meilleur tour	Interv.	Ecart	Tours	Chassis	Moteur
1	▲ ²⁴	50	1	LA MANCHE - Kartmag	52.666			63	Tony	Vortex
2	▲ ¹⁴	16	1	CHARENTE - Crouail M	52.641	1 Tour	1 Tour	62	Tony	Vortex
3	▲ ³	95	1	VAL d'OISE- JFJ Perf	52.766	24.253	1 Tour	62	Sodi	TM
4	▬	26	2	CORMEILLES – MD	53.873	21.304	1 Tour	62	Sodi	Rotax
5	▲ ²	24	1	CENTRE - Wintec	52.863	1 Tour	2 Tours	61	Sodi	Parilla
6	▼ ⁵	1	1	SARTHE - RTKF 1	52.777	30.338	2 Tours	61	Sodi	Parilla
7	▲ ⁸	44	2	PAYS de LOIRE – 2EKJ	54.632	5.511	2 Tours	61	Sodi	Rotax
8	▼ ⁵	17	2	LA ROCHELLE - Maleva	53.157	11.893	2 Tours	61	Tony	Rotax
9	▲ ¹	23	1	MONTESSON – MGT	53.291	1 Tour	3 Tours	60	Birel Art	TM
10	▲ ¹⁰	19	2	LE MANS - Malevaut S	54.053	1:31.756	3 Tours	60	Tony	Super Rok
11	▲ ³	78	2	MAUREPAS-C2D Compé	55.052	19.672	3 Tours	60	Tony	X30
12	▲ ¹¹	46	2	PARIS - TNB Sport	53.752	20.088	3 Tours	60	Kosmic	Rok DVS
13	▼ ⁵	91	2	ARPAJON - Team Gamat	53.976	2.165	3 Tours	60	Tony	X30
14	▼ ⁹	55	1	ROUEN_GSK-REK	52.734	1 Tour	4 Tours	59	Sodi	Vortex
15	▲ ⁴	45	2	MALESHERBES - Team C	54.135	8.019	4 Tours	59	Tony	Rotax
16	▼ ⁷	11	2	SARTHE – RTKF GP2	54.483	9.895	4 Tours	59	Sodi	Rotax
17	▼ ¹⁵	72	1	SARTHE - RTKF 2	52.882	1 Tour	5 Tours	58	Sodi	Parilla
18	▲ ⁶	54	1	BRETAGNE – SKC	53.172	1 Tour	6 Tours	57	Kosmic	Vortex
19	▼ ⁸	96	2	Ile de France_Willk	54.138	18.544	6 Tours	57	Sodi	Rotax
20	▼ ³	21	2	COTE D'OR 1 - Team P	54.980	1 Tour	7 Tours	56	Kosmic	Rotax
21	▲ ⁵	93	2	ILE-DE-FRANCE - TEAM	54.046	1 Tour	8 Tours	55	Tony	Rotax
22	▼ ¹⁰	57	2	LORRAINE- Black Arro	55.074	2 Tours	10 Tours	53	Sodi	Rotax
23	▼ ¹	73	3	NEVERS Racing Team	56.037	7.206	10 Tours	53	Sodi	Rotax J
24	▼ ⁶	49	2	ANGERS - MDCK	55.027	3 Tours	13 Tours	50	Sodi	Rotax
25	▼ ¹²	79	2	TRAPPES -BRK KST 1	55.810	3 Tours	16 Tours	47	Birel	Rotax
26	▼ ⁵	75	2	INSEEC_PARIS	56.209	2 Tours	18 Tours	45	Birel	Rotax

Tête de course : N°1 SARTHE - RTKF 1 FIAULT Charles (1-24) / N°95 VAL d'OISE- JFJ Perf LEGAY Alexis (25-30) / N°50 LA MANCHE - Kartmag BOUILLAND Arnaud (31-63)

Meilleur tour : N°16 CHARENTE - Crouail M FIDELE Lilian 52.641

Record de l'épreuve : N°1 SARTHE - RTKF 1 FIAULT Charles 52.634

Endurance

Endurance

3Heures 2 (32)

Résultats après 5 heures.

Sous réserve du contrôle technique ou d'incidents d'ordre sportif

Cl	N°	Group	-M-	Equipe	Meilleur tour	Interv.	Ecart	Tours	Chassis	Moteur
1	▲ ⁵	95	1	VAL d'OISE- JFJ Perf	52.766			118	Sodi	TM
2	▲ ¹	17	2	LA ROCHELLE - Maleva	53.157	14.412	14.412	118	Tony	Rotax
3	▲ ²²	50	1	LA MANCHE - Kartmag	52.666	1 Tour	1 Tour	117	Tony	Vortex
4	▲ ¹⁶	19	2	LE MANS - Malevaut S	54.053	16.357	1 Tour	117	Tony	Super Rok
5	▬	55	1	ROUEN_GSK-REK	52.734	16.722	1 Tour	117	Sodi	Vortex
6	▲ ⁴	23	1	MONTESSON - MGT	52.931	1 Tour	2 Tours	116	Birel Art	TM
7	▲ ¹	91	2	ARPAJON - Team Gamat	53.976	1 Tour	3 Tours	115	Tony	X30
8	▲ ⁷	44	2	PAYS de LOIRE - 2EKJ	54.396	14.221	3 Tours	115	Sodi	Rotax
9	▲ ⁷	16	1	CHARENTE - Crouail M	52.641	1 Tour	4 Tours	114	Tony	Vortex
10	▼ ³	24	1	CENTRE - Wintec	52.863	1:00.875	4 Tours	114	Sodi	Parilla
11	▼ ²	11	2	SARTHE - RTKF GP2	54.483	31.120	4 Tours	114	Sodi	Rotax
12	▼ ⁸	26	2	CORMEILLES - MD	53.873	1:18.962	4 Tours	114	Sodi	Rotax
13	▲ ¹	78	2	MAUREPAS-C2D Compé	55.052	26.991	4 Tours	114	Tony	X30
14	▼ ³	96	2	Ile de France_Willk	54.138	1 Tour	5 Tours	113	Sodi	Rotax
15	▼ ¹³	72	1	SARTHE - RTKF 2	52.804	1 Tour	6 Tours	112	Sodi	Parilla
16	▼ ¹⁵	1	1	SARTHE - RTKF 1	52.777	22.079	6 Tours	112	Sodi	Parilla
17	▲ ⁹	93	2	ILE-DE-FRANCE - TEAM	54.046	1 Tour	7 Tours	111	Tony	Rotax
18	▲ ⁵	46	2	PARIS - TNB Sport	53.752	1 Tour	8 Tours	110	Kosmic	Rok DVS
19	▼ ²	21	2	COTE D'OR 1 - Team P	54.980	17.381	8 Tours	110	Kosmic	Rotax
20	▲ ⁴	54	1	BRETAGNE - SKC	53.172	1 Tour	9 Tours	109	Kosmic	Vortex
21	▼ ²	45	2	MALESHERBES - Team C	54.135	3 Tours	12 Tours	106	Tony	Rotax
22	▼ ¹⁰	57	2	LORRAINE- Black Arro	55.074	21.175	12 Tours	106	Sodi	Rotax
23	▼ ¹	73	3	NEVERS Racing Team	56.037	2 Tours	14 Tours	104	Sodi	Rotax J
24	▼ ⁶	49	2	ANGERS - MDCK	55.027	1 Tour	15 Tours	103	Sodi	Rotax
25	▼ ¹²	79	2	TRAPPES -BRK KST 1	55.808	5 Tours	20 Tours	98	Birel	Rotax
26	▼ ⁵	75	2	INSEEC_PARIS	55.945	16 Tours	36 Tours	82	Birel	Rotax

Tête de course : N°1 SARTHE - RTKF 1 FIAULT Charles (1-24) / N°95 VAL d'OISE- JFJ Perf LEGAY Alexis (25-30) / N°50 LA MANCHE - Kartmag BOUILLAND Arnaud (31-114) / N°95 VAL d'OISE- JFJ Perf LEGAY Alexis (115-118)

Meilleur tour : N°16 CHARENTE - Crouail M FIDELE Lilian 52.641

Record de l'épreuve : N°1 SARTHE - RTKF 1 FIAULT Charles 52.634

Endurance

Endurance

3Heures 2 (32)

Résultats après 5 heures.

Sous réserve du contrôle technique ou d'incidents d'ordre sportif

Cl	N°	Group	-M-	Equipe	Meilleur tour	Interv.	Ecart	Tours	Chassis	Moteur
1	▲ ²⁴	50	1	LA MANCHE - Kartmag	52.666			183	Tony	Vortex
2	▲ ⁸	23	1	MONTESSON - MGT	52.776	1 Tour	1 Tour	182	Birel Art	TM
3	▲ ⁵	91	2	ARPAJON - Team Gamat	53.976	2 Tours	3 Tours	180	Tony	X30
4	▬	26	2	CORMEILLES - MD	53.794	1 Tour	4 Tours	179	Sodi	Rotax
5	▲ ¹⁰	44	2	PAYS de LOIRE - 2EKJ	54.396	11.902	4 Tours	179	Sodi	Rotax
6	▲ ¹⁰	16	1	CHARENTE - Crouail M	52.641	10.503	4 Tours	179	Tony	Vortex
7	▬	24	1	CENTRE - Wintec	52.863	3.015	4 Tours	179	Sodi	Parilla
8	▼ ³	55	1	ROUEN_GSK-REK	52.715	16.327	4 Tours	179	Sodi	Vortex
9	▼ ⁷	72	1	SARTHE - RTKF 2	52.612	1 Tour	5 Tours	178	Sodi	Parilla
10	▲ ¹⁰	19	2	LE MANS - Malevaut S	54.053	5.962	5 Tours	178	Tony	Super Rok
11	▼ ⁸	17	2	LA ROCHELLE - Maleva	53.157	8.038	5 Tours	178	Tony	Rotax
12	▼ ³	11	2	SARTHE - RTKF GP2	54.483	3.955	5 Tours	178	Sodi	Rotax
13	▼ ¹²	1	1	SARTHE - RTKF 1	52.777	23.350	5 Tours	178	Sodi	Parilla
14	▬	78	2	MAUREPAS-C2D Compé	54.917	1 Tour	6 Tours	177	Tony	X30
15	▼ ⁴	96	2	Ile de France_Wilk	54.138	3 Tours	9 Tours	174	Sodi	Rotax
16	▲ ¹⁰	93	2	ILE-DE-FRANCE - TEAM	54.046	1 Tour	10 Tours	173	Tony	Rotax
17	▲ ⁷	54	1	BRETAGNE - SKC	53.172	1 Tour	11 Tours	172	Kosmic	Vortex
18	▼ ¹	21	2	COTE D'OR 1 - Team P	54.733	2 Tours	13 Tours	170	Kosmic	Rotax
19	▲ ³	73	3	NEVERS Racing Team	56.037	4 Tours	17 Tours	166	Sodi	Rotax J
20	▼ ¹	45	2	MALESHERBES - Team C	54.135	30.567	17 Tours	166	Tony	Rotax
21	▲ ²	46	2	PARIS - TNB Sport	53.522	1 Tour	18 Tours	165	Kosmic	Rok DVS
22	▼ ¹⁰	57	2	LORRAINE- Black Arro	55.074	1 Tour	19 Tours	164	Sodi	Rotax
23	▼ ⁵	49	2	ANGERS - MDCK	55.027	1 Tour	20 Tours	163	Sodi	Rotax
24	▼ ¹¹	79	2	TRAPPES -BRK KST 1	55.363	6 Tours	26 Tours	157	Birel	Rotax
25	▼ ¹⁹	95	1	VAL d'OISE- JFJ Perf	52.766	26 Tours	52 Tours	131	Sodi	TM
26	▼ ⁵	75	2	INSEEC_PARIS	55.945	33 Tours	85 Tours	98	Birel	Rotax

Tête de course : N°1 SARTHE - RTKF 1 FIAULT Charles (1-24) / N°95 VAL d'OISE- JFJ Perf LEGAY Alexis (25-30) / N°50 LA MANCHE - Kartmag BOUILLAND Arnaud (31-114) / N°95 VAL d'OISE- JFJ Perf LEGAY Alexis (115-120) / N°17 LA ROCHELLE - Maleva AUNIS Quentin (121-136) / N°50 LA MANCHE - Kartmag BOUILLAND Arnaud (137-183)

Départ : 06/11 - 13:32:05

Meilleur tour : N°72 SARTHE - RTKF 2 COMPERE Victor 52.612

Météo : Soleil Air : 8°C Piste : Sèche

Ancien record de l'épreuve : N°1 SARTHE - RTKF 1 FIAULT Charles 52.634

Endurance

Endurance 3Heures 2 (32) Tableau des tours

Pour information, sans valeur officielle

Tour 142	50	44	23	11	16	91	78	26	24	19	17	55	72	1	93	46	96	54	21	73	45	57	49	79
Tour 143	50	44	23	11	16	91	78	26	24	19	17	55	72	1	93	46	96	54	21	73	45	57	49	79
Tour 144	50	44	23	16	11	91	26	24	19	78	17	55	72	1	93	46	96	54	21	73	45	57	49	79
Tour 145	50	44	23	16	11	91	26	24	19	78	17	55	72	1	46	93	96	54	21	73	45	57	49	79
Tour 146	50	44	23	16	11	91	26	24	19	78	17	55	72	1	46	93	96	54	21	73	45	57	49	79
Tour 147	50	44	23	16	11	91	26	24	19	78	17	55	72	1	46	93	96	54	21	73	45	57	49	79
Tour 148	50	44	23	16	11	91	26	24	19	78	17	55	72	1	46	93	96	54	21	73	45	57	49	79
Tour 149	50	44	23	16	11	91	26	24	19	17	55	78	72	1	46	93	96	54	21	73	45	57	49	79
Tour 150	50	44	23	16	11	91	26	24	19	17	55	72	78	1	46	93	96	54	21	73	45	57	49	79
Tour 151	50	23	16	11	91	44	26	24	19	17	55	72	78	1	46	93	96	54	21	73	45	57	49	79
Tour 152	50	23	16	11	91	44	26	24	19	55	17	72	78	1	46	93	96	54	21	73	45	57	49	79
Tour 153	50	23	16	11	91	26	44	24	19	55	17	72	78	1	46	93	96	54	21	73	45	57	49	79
Tour 154	50	23	16	11	91	26	44	24	19	55	17	72	78	1	46	93	96	54	21	73	45	57	49	79
Tour 155	50	23	16	11	91	26	44	24	19	55	72	17	78	1	46	93	96	54	21	73	45	57	49	79
Tour 156	50	23	16	91	26	44	24	19	11	55	72	17	78	1	46	93	96	54	21	73	45	57	49	79
Tour 157	50	23	91	26	44	24	16	19	11	55	72	17	78	1	46	93	96	54	21	73	45	57	49	79
Tour 158	50	23	91	26	44	24	16	19	11	55	72	17	78	1	46	93	96	54	21	73	45	57	49	
Tour 159	50	23	91	26	44	24	16	19	11	55	72	17	78	1	46	93	96	54	21	73	45	57	49	
Tour 160	50	23	91	26	44	24	16	19	11	55	72	17	78	1	46	93	96	54	21	73	45	57	49	
Tour 161	50	23	91	26	44	24	16	19	11	55	72	17	78	1	46	93	54	96	21	73	45	57	49	
Tour 162	50	23	91	26	44	24	16	19	11	55	72	17	78	1	93	96	46	54	21	73	45	57	49	
Tour 163	50	23	91	26	44	24	16	19	11	55	72	17	78	1	96	93	46	54	21	73	45	57	49	
Tour 164	50	23	91	26	44	24	16	19	11	55	72	17	78	1	96	93	46	54	21	73	45	57		
Tour 165	50	23	91	26	44	24	16	19	11	55	72	17	78	1	96	46	93	54	21	73	45			

LE FCS GOURDEUIL

Angerville (IDF) 05-06/11/2016
ASK Angerville

Apex Timing 

Endurance

Endurance 3Heures 2 (32) Analyse des tours

Pour information, sans valeur officielle

Tours	Temps au tour	Tours	Temps au tour	Tours	Temps au tour
N°1 SARTHE - RTKF 1 FIAULT Charles		48	54.564	96	54.507
1	56.173	49	54.768	97	54.046
2	54.784	50	53.813	98	53.881
3	54.322	51	54.153	99	54.218
4	53.816	52	53.420	100	53.265
5	53.408	53	53.528	101	54.637
6	53.345	54	54.044	102	52.999
7	53.202	55	53.299	103	53.408
8	53.460	56	53.535	104	53.063
9	53.015	57	55.355	105	52.906
10	53.084	58	54.198	106	54.288
11	53.088	59	53.249	107	53.379
12	52.954	60	53.464	108	53.212
13	53.329	61	53.471	109	53.128
14	52.921	62	53.622	110	53.276
15	53.211	63	4:12.415	111	53.276
16	53.680	64	54.279	112	52.931
17	52.889	65	54.978	113	53.420
18	53.151	66	59.028	114	53.687
19	52.867	67	57.781	115	53.764
20	52.939	68	55.665	116	53.154
21	53.153	69	54.969	117	53.196
22	52.931	70	58.859	118	53.889
23	52.857	71	1:00.668	119	53.370
24	53.277	72	1:03.523	120	53.214
25	2:58.190	73	57.611	121	52.872
26	56.131	74	3:45.388	122	53.440
27	54.215	75	1:15.921	123	53.106
28	53.470	76	1:11.107	124	53.183
29	53.245	77	1:09.691	125	53.458
30	53.195	78	1:07.914	126	53.262
31	53.325	79	1:06.882	127	53.920
32	52.833	80	1:05.196	128	53.558
33	52.777	81	1:04.685	129	53.211
34	52.982	82	4:13.544	130	53.403
35	52.847	83	1:01.736	131	54.042
36	52.962	84	1:01.590	132	53.878
37	53.107	85	1:01.722	133	53.577
38	53.007	86	1:00.737	134	2:23.970
39	53.072	87	1:00.426	135	53.689
40	57.452	88	59.946	136	54.027
41	1:00.227	89	1:00.458	137	53.603
42	1:02.455	90	1:01.048	138	53.268
43	3:22.279	91	1:00.512	139	54.048
44	1:14.224	92	59.735	140	53.389
45	1:05.407	93	2:54.229	141	53.286
46	59.106	94	54.862	142	53.491
47	56.978	95	53.876	143	54.199

LE FUS G. GONDEUIL

Angerville (IDF) 05-06/11/2016

ASK Angerville

Apex Timing 

Endurance

Endurance 3Heures 2 (32) Analyse des tours

Pour information, sans valeur officielle

Tours	Temps au tour	Tours	Temps au tour	Tours	Temps au tour
144	53.255	13	55.252	61	55.037
145	53.774	14	55.245	62	55.113
146	53.508	15	55.114	63	55.374
147	53.277	16	55.049	64	55.098
148	53.345	17	54.831	65	55.564
149	53.196	18	54.590	66	3:55.346
150	53.314	19	54.661	67	57.300
151	53.597	20	54.483	68	58.693
152	53.223	21	54.596	69	59.893
153	53.067	22	54.898	70	1:04.391
154	53.737	23	55.231	71	1:01.710
155	53.204	24	54.985	72	58.210
156	53.182	25	54.700	73	1:21.890
157	53.192	26	54.954	74	1:29.953
158	53.300	27	54.743	75	3:13.392
159	53.397	28	55.048	76	1:15.933
160	53.496	29	54.875	77	1:12.155
161	53.147	30	54.712	78	1:06.681
162	53.393	31	54.927	79	1:03.986
163	53.670	32	54.858	80	1:01.291
164	53.465	33	54.962	81	59.606
165	53.225	34	54.989	82	58.783
166	53.687	35	54.782	83	58.681
167	53.312	36	55.726	84	58.045
168	53.541	37	54.766	85	57.929
169	53.700	38	55.590	86	56.929
170	53.666	39	1:01.207	87	56.899
171	54.195	40	1:03.805	88	57.044
172	53.562	41	3:02.474	89	56.674
173	53.547	42	1:15.004	90	55.615
174	53.690	43	1:12.535	91	55.723
175	54.308	44	1:06.020	92	56.104
176	54.244	45	59.015	93	55.475
177	54.634	46	57.231	94	55.440
178	56.585	47	55.899	95	55.699
		48	55.800	96	55.192
		49	55.744	97	55.433
		50	57.816	98	56.108
		51	55.295	99	55.810
		52	55.709	100	54.927
		53	55.175	101	55.217
		54	55.099	102	55.081
		55	54.999	103	54.744
		56	55.082	104	55.176
		57	55.296	105	55.313
		58	55.328	106	55.030
		59	55.285	107	55.167
		60	55.176	108	54.811

N°11 SARTHE – RTKF GP2 GAUTIER Jacques	
1	57.206
2	55.610
3	55.118
4	55.022
5	55.034
6	55.012
7	55.109
8	54.874
9	54.970
10	54.833
11	54.712
12	55.001

LE FCS G. GONDEUIL

Angerville (IDF) 05-06/11/2016

ASK Angerville

Apex Timing 

Endurance

Endurance
3Heures 2 (32)

Pour information, sans valeur officielle

Analyse des tours

Tours	Temps au tour	Tours	Temps au tour	Tours	Temps au tour
109	54.794	157	55.936	26	53.903
110	56.246	158	55.573	27	2:21.234
111	55.200	159	55.497	28	53.750
112	55.697	160	55.513	29	53.776
113	55.142	161	55.193	30	54.456
114	54.772	162	55.508	31	53.794
115	2:21.486	163	55.313	32	53.658
116	56.007	164	55.455	33	53.445
117	55.633	165	56.307	34	53.416
118	55.807	166	55.830	35	53.487
119	55.425	167	55.214	36	53.873
120	55.271	168	55.184	37	53.824
121	55.410	169	55.277	38	53.806
122	55.443	170	55.434	39	53.518
123	55.328	171	54.907	40	54.484
124	55.144	172	55.475	41	1:12.969
125	55.122	173	55.413	42	1:03.192
126	55.912	174	55.260	43	1:20.238
127	55.273	175	55.408	44	1:21.089
128	55.338	176	55.444	45	1:19.473
129	55.266	177	55.441	46	1:11.749
130	55.994	178	55.417	47	1:06.613
131	55.198	N°16 CHARENTE - Crouail M FIDELE Lilian		48	1:00.845
132	55.171	1	58.725	49	57.363
133	55.534	2	55.834	50	56.020
134	55.406	3	53.864	51	55.561
135	55.377	4	53.564	52	54.789
136	55.243	5	53.430	53	53.876
137	55.451	6	53.005	54	53.969
138	55.501	7	52.828	55	53.681
139	55.594	8	53.116	56	53.611
140	55.504	9	53.330	57	53.645
141	55.545	10	52.963	58	53.955
142	55.308	11	52.641	59	53.527
143	55.488	12	53.180	60	53.856
144	55.485	13	52.992	61	54.196
145	56.120	14	53.331	62	53.559
146	55.677	15	52.745	63	53.758
147	55.486	16	53.424	64	54.387
148	55.691	17	54.351	65	53.662
149	55.574	18	53.596	66	2:28.608
150	55.489	19	52.767	67	54.061
151	55.388	20	52.884	68	53.821
152	55.144	21	53.166	69	58.114
153	55.097	22	53.417	70	1:00.132
154	55.717	23	52.996	71	55.981
155	56.216	24	52.962	72	56.035
156	2:18.312	25	52.918	73	56.148

LE FCS G. GONDEUIL

Angerville (IDF) 05-06/11/2016

ASK Angerville

Apex Timing 

Endurance

Endurance 3Heures 2 (32) Analyse des tours

Pour information, sans valeur officielle

Tours	Temps au tour	Tours	Temps au tour	Tours	Temps au tour
74	1:00.018	122	53.488	170	53.821
75	1:06.951	123	54.327	171	54.020
76	1:03.336	124	53.931	172	53.717
77	58.326	125	53.977	173	53.684
78	1:31.360	126	53.476	174	54.195
79	3:41.662	127	53.724	175	53.982
80	1:18.657	128	53.475	176	53.678
81	1:13.557	129	53.376	177	53.954
82	1:07.927	130	53.793	178	53.953
83	1:03.441	131	53.214	179	55.240
84	1:02.705	132	53.935	N°17 LA ROCHELLE - Maleva AUNIS Quentin	
85	59.694	133	53.691	1	56.392
86	57.822	134	53.364	2	54.702
87	57.902	135	53.360	3	54.345
88	56.747	136	53.919	4	53.865
89	56.799	137	53.686	5	53.544
90	57.557	138	53.568	6	53.334
91	56.709	139	53.842	7	53.335
92	55.862	140	53.792	8	53.612
93	56.255	141	53.936	9	53.270
94	55.093	142	53.741	10	53.222
95	56.740	143	53.826	11	53.157
96	55.875	144	54.831	12	2:19.358
97	55.181	145	54.019	13	54.497
98	54.990	146	53.772	14	54.349
99	54.464	147	54.383	15	54.098
100	54.484	148	54.151	16	53.950
101	54.466	149	53.634	17	53.724
102	3:56.450	150	53.759	18	54.055
103	55.523	151	54.014	19	53.901
104	55.209	152	53.658	20	55.391
105	55.289	153	53.623	21	53.691
106	54.544	154	54.116	22	53.732
107	55.044	155	54.301	23	53.561
108	54.875	156	54.240	24	53.597
109	55.056	157	2:23.215	25	53.836
110	54.352	158	54.019	26	53.842
111	54.329	159	54.237	27	53.897
112	56.170	160	54.348	28	53.684
113	54.651	161	53.810	29	54.138
114	54.448	162	53.536	30	53.758
115	4:43.266	163	54.502	31	53.917
116	54.345	164	53.747	32	53.806
117	53.633	165	53.501	33	54.160
118	53.414	166	53.912	34	53.892
119	53.307	167	53.957	35	54.328
120	53.278	168	53.848	36	53.874
121	54.136	169	53.809	37	53.778

LE FCS G. GONDEUIL

Angerville (IDF) 05-06/11/2016

ASK Angerville

Apex Timing 

Endurance

Endurance 3Heures 2 (32) Analyse des tours

Pour information, sans valeur officielle

Tours	Temps au tour	Tours	Temps au tour	Tours	Temps au tour
38	54.047	86	1:03.493	134	53.259
39	53.986	87	1:02.872	135	54.654
40	55.413	88	1:04.000	136	53.997
41	1:02.516	89	1:01.834	137	3:57.962
42	1:04.042	90	1:01.439	138	55.845
43	1:20.063	91	1:01.308	139	54.855
44	1:20.264	92	1:00.606	140	54.404
45	1:19.241	93	1:00.565	141	3:55.322
46	1:13.612	94	1:00.620	142	54.643
47	1:09.354	95	1:00.244	143	54.625
48	1:01.293	96	3:09.788	144	54.357
49	58.296	97	55.736	145	54.014
50	56.857	98	54.943	146	54.745
51	2:22.390	99	55.217	147	54.653
52	54.895	100	54.390	148	54.099
53	54.598	101	53.982	149	54.653
54	54.708	102	54.097	150	54.102
55	54.899	103	54.116	151	54.025
56	54.104	104	53.920	152	54.412
57	53.901	105	53.681	153	54.661
58	53.974	106	53.550	154	54.351
59	54.598	107	53.497	155	54.315
60	55.039	108	53.786	156	53.940
61	53.804	109	53.463	157	53.908
62	53.907	110	53.601	158	54.513
63	53.754	111	53.324	159	54.061
64	53.798	112	53.766	160	53.875
65	53.826	113	53.738	161	54.003
66	53.718	114	54.005	162	53.784
67	53.924	115	53.672	163	53.933
68	54.257	116	53.436	164	54.151
69	59.138	117	53.615	165	54.111
70	59.366	118	53.955	166	53.874
71	56.118	119	53.827	167	53.980
72	56.000	120	53.519	168	54.024
73	57.791	121	53.811	169	54.051
74	1:00.964	122	53.453	170	54.147
75	1:05.114	123	53.266	171	54.057
76	1:00.447	124	53.687	172	55.268
77	1:00.934	125	53.573	173	54.223
78	3:56.663	126	53.468	174	53.868
79	1:13.159	127	54.073	175	54.212
80	1:10.357	128	53.531	176	53.946
81	1:09.346	129	53.796	177	54.219
82	1:05.199	130	54.016	178	54.275
83	1:04.630	131	54.583		
84	1:04.137	132	54.104	N°19 LE MANS - Malevaut S MONGONDRY Guillaume	
85	1:03.052	133	53.582	1	59.940
				2	56.694

LE FCS GONDREUIL

Angerville (IDF) 05-06/11/2016

ASK Angerville

Apex Timing 

Endurance

Endurance
3Heures 2 (32)

Pour information, sans valeur officielle

Analyse des tours

Tours	Temps au tour	Tours	Temps au tour	Tours	Temps au tour
3	55.029	51	55.366	99	55.734
4	55.613	52	55.095	100	55.425
5	55.389	53	55.282	101	55.298
6	54.939	54	56.066	102	54.822
7	1:36.032	55	55.779	103	54.854
8	55.498	56	54.501	104	54.847
9	54.565	57	54.371	105	54.596
10	54.308	58	54.517	106	54.719
11	54.263	59	54.808	107	55.107
12	54.456	60	54.931	108	55.109
13	54.288	61	55.140	109	54.593
14	54.671	62	54.523	110	54.619
15	54.235	63	54.685	111	54.942
16	54.226	64	55.122	112	56.035
17	54.070	65	54.596	113	54.842
18	54.190	66	54.442	114	54.993
19	54.340	67	54.590	115	54.624
20	54.375	68	55.700	116	54.545
21	54.618	69	59.269	117	54.528
22	54.157	70	59.104	118	54.609
23	54.193	71	56.963	119	54.597
24	54.053	72	56.055	120	55.001
25	54.221	73	58.074	121	54.289
26	54.355	74	1:00.569	122	54.264
27	54.948	75	1:04.063	123	54.303
28	54.974	76	59.635	124	54.643
29	54.570	77	4:04.862	125	54.287
30	54.184	78	1:16.782	126	54.540
31	54.145	79	1:11.986	127	54.518
32	54.502	80	1:09.476	128	54.434
33	54.663	81	1:06.864	129	54.244
34	54.683	82	1:04.460	130	54.377
35	54.374	83	1:03.020	131	54.404
36	54.803	84	1:02.600	132	54.873
37	54.795	85	1:02.948	133	54.863
38	54.396	86	1:01.638	134	54.372
39	54.172	87	1:01.014	135	54.494
40	55.612	88	1:01.074	136	54.509
41	3:05.964	89	1:01.634	137	54.798
42	1:23.844	90	1:02.125	138	55.066
43	1:18.337	91	1:01.122	139	5:21.093
44	1:17.341	92	1:00.541	140	55.463
45	1:07.358	93	1:00.134	141	55.061
46	1:01.854	94	1:00.364	142	55.199
47	58.915	95	1:00.914	143	54.753
48	56.723	96	1:00.226	144	54.678
49	56.484	97	3:15.510	145	54.683
50	55.769	98	56.569	146	54.564

LE FCS G. GONDEUIL

Angerville (IDF) 05-06/11/2016

ASK Angerville

Apex Timing 

Endurance

Endurance 3Heures 2 (32) Analyse des tours

Pour information, sans valeur officielle

Tours	Temps au tour	Tours	Temps au tour	Tours	Temps au tour
147	55.001	16	55.184	64	57.773
148	54.838	17	55.195	65	1:03.009
149	54.425	18	55.253	66	1:00.430
150	54.604	19	55.078	67	58.491
151	54.622	20	55.172	68	59.151
152	54.538	21	55.292	69	1:09.867
153	54.570	22	55.045	70	1:11.499
154	54.597	23	55.839	71	1:08.636
155	54.605	24	56.343	72	1:44.521
156	55.645	25	55.357	73	1:40.721
157	54.438	26	56.587	74	3:53.902
158	54.570	27	55.994	75	1:21.430
159	54.470	28	56.358	76	1:15.054
160	54.473	29	55.534	77	1:10.807
161	54.331	30	55.953	78	1:09.778
162	54.332	31	55.807	79	1:05.802
163	54.312	32	55.332	80	1:05.777
164	54.657	33	55.222	81	1:04.746
165	54.516	34	55.503	82	1:02.921
166	54.955	35	55.158	83	1:03.382
167	54.516	36	1:06.850	84	1:01.259
168	54.468	37	55.614	85	1:00.152
169	55.500	38	57.170	86	59.339
170	55.208	39	1:04.282	87	1:00.021
171	54.929	40	1:03.922	88	59.682
172	55.788	41	1:29.608	89	59.294
173	55.022	42	1:26.198	90	59.066
174	55.535	43	1:22.999	91	58.657
175	55.996	44	3:25.263	92	59.053
176	55.497	45	1:00.908	93	1:00.917
177	55.647	46	58.090	94	58.455
178	55.693	47	57.306	95	57.377
		48	57.470	96	57.078
		49	56.763	97	57.304
		50	57.762	98	56.482
		51	56.361	99	56.129
		52	56.289	100	56.325
		53	56.621	101	56.083
		54	1:38.568	102	56.502
		55	59.699	103	57.013
		56	57.148	104	58.001
		57	57.084	105	56.966
		58	56.216	106	1:24.756
		59	57.355	107	2:49.160
		60	56.497	108	58.527
		61	56.263	109	56.968
		62	55.927	110	56.582
		63	56.686	111	56.235

N°21 COTE D'OR 1 - Team P LE FAUCHEUX Éric

1	1:02.777
2	58.722
3	57.131
4	56.416
5	56.168
6	2:39.655
7	56.404
8	55.848
9	55.301
10	55.363
11	55.150
12	54.980
13	55.940
14	55.318
15	55.232

LE FCS G. GONDEUIL

Angerville (IDF) 05-06/11/2016

ASK Angerville

Apex Timing 

Endurance

Endurance
3Heures 2 (32)

Pour information, sans valeur officielle

Analyse des tours

Tours	Temps au tour	Tours	Temps au tour	Tours	Temps au tour
112	57.476	160	54.829	37	53.939
113	57.616	161	54.966	38	53.898
114	56.271	162	54.940	39	54.376
115	56.265	163	55.028	40	58.132
116	56.058	164	55.088	41	1:00.908
117	55.559	165	55.019	42	1:09.741
118	55.822	166	54.846	43	1:19.462
119	55.829	167	54.942	44	1:18.366
120	56.848	168	54.847	45	1:15.213
121	56.868	169	54.938	46	1:10.836
122	56.112	170	54.972	47	1:02.998
123	55.804	N°23 MONTESSON – MGT CARBONNEL Arthur		48	1:00.345
124	56.116	1	58.555	49	55.871
125	55.688	2	58.589	50	54.714
126	56.085	3	54.489	51	54.371
127	5:35.449	4	54.591	52	53.950
128	56.649	5	53.642	53	54.700
129	56.276	6	53.475	54	54.072
130	55.794	7	53.388	55	54.843
131	55.582	8	53.394	56	53.960
132	55.469	9	54.076	57	53.912
133	55.352	10	54.321	58	53.667
134	55.241	11	53.530	59	53.648
135	55.943	12	53.444	60	54.076
136	55.373	13	53.451	61	3:53.625
137	55.245	14	53.291	62	54.210
138	55.119	15	53.694	63	54.024
139	55.197	16	53.423	64	53.784
140	55.508	17	53.353	65	54.171
141	59.806	18	53.423	66	54.382
142	55.271	19	53.711	67	56.334
143	55.065	20	53.710	68	3:37.921
144	55.089	21	53.424	69	1:00.323
145	55.939	22	53.316	70	1:00.768
146	55.134	23	53.602	71	1:00.711
147	55.020	24	53.414	72	55.993
148	55.132	25	53.704	73	3:28.687
149	55.655	26	53.896	74	1:27.705
150	55.290	27	54.857	75	1:19.246
151	55.500	28	54.275	76	1:13.720
152	55.112	29	53.857	77	1:08.330
153	54.878	30	53.751	78	1:02.787
154	55.388	31	2:32.085	79	1:01.203
155	54.810	32	54.167	80	59.778
156	54.733	33	54.391	81	1:00.792
157	55.545	34	53.997	82	57.845
158	55.142	35	53.744	83	57.122
159	54.852	36	53.975	84	57.226

LE FUS GOURDEUIL

Angerville (IDF) 05-06/11/2016

ASK Angerville

Apex Timing 

Endurance

Endurance 3Heures 2 (32) Analyse des tours

Pour information, sans valeur officielle

Tours	Temps au tour	Tours	Temps au tour	Tours	Temps au tour
85	57.404	133	53.307	181	53.468
86	56.652	134	52.854	182	53.665
87	56.067	135	53.573	N°24 CENTRE - Wintec VROMANT Alexandre	
88	55.728	136	53.090	1	57.762
89	54.602	137	53.636	2	55.082
90	54.521	138	53.383	3	53.809
91	55.336	139	53.293	4	53.549
92	55.484	140	53.818	5	53.445
93	55.181	141	2:26.886	6	53.199
94	53.829	142	53.879	7	53.244
95	53.759	143	53.539	8	53.672
96	53.519	144	53.383	9	53.422
97	53.676	145	53.555	10	52.980
98	54.661	146	53.513	11	52.977
99	53.658	147	53.271	12	53.451
100	54.207	148	53.489	13	52.863
101	53.652	149	54.256	14	53.530
102	53.229	150	53.742	15	52.945
103	2:31.344	151	53.594	16	53.346
104	53.477	152	53.411	17	53.714
105	53.719	153	53.837	18	52.868
106	53.215	154	53.389	19	52.960
107	53.668	155	54.029	20	52.896
108	53.219	156	53.223	21	53.987
109	52.931	157	53.363	22	53.266
110	53.453	158	53.787	23	52.938
111	53.276	159	53.213	24	53.058
112	53.443	160	53.645	25	53.621
113	53.063	161	53.333	26	3:43.085
114	53.060	162	53.286	27	55.204
115	53.078	163	53.303	28	53.803
116	52.946	164	53.189	29	53.480
117	52.909	165	53.165	30	53.259
118	52.888	166	53.502	31	53.161
119	52.899	167	53.286	32	53.227
120	54.951	168	54.080	33	53.179
121	53.341	169	53.337	34	53.340
122	53.626	170	53.399	35	53.444
123	53.081	171	53.255	36	53.024
124	53.039	172	53.208	37	54.099
125	52.776	173	53.482	38	53.489
126	53.721	174	53.497	39	57.409
127	53.007	175	53.689	40	1:01.422
128	55.480	176	54.504	41	1:03.494
129	53.164	177	53.839	42	1:17.579
130	52.960	178	53.558	43	1:17.109
131	52.853	179	53.228	44	1:13.288
132	52.916	180	53.274	45	1:10.877

LE FCS G. GONDEUIL

Angerville (IDF) 05-06/11/2016

ASK Angerville

Apex Timing 

Endurance

Endurance
3Heures 2 (32)

Pour information, sans valeur officielle

Analyse des tours

Tours	Temps au tour	Tours	Temps au tour	Tours	Temps au tour
46	1:05.498	94	55.035	142	53.766
47	59.864	95	55.398	143	53.910
48	56.037	96	57.122	144	53.628
49	55.282	97	57.070	145	53.643
50	54.593	98	56.699	146	53.689
51	54.293	99	4:07.358	147	53.849
52	54.053	100	54.291	148	53.765
53	54.154	101	53.955	149	53.792
54	53.698	102	53.861	150	53.892
55	53.674	103	53.789	151	54.129
56	53.615	104	53.285	152	53.899
57	54.594	105	53.347	153	53.803
58	53.986	106	53.450	154	53.706
59	53.727	107	53.332	155	53.892
60	53.155	108	53.262	156	54.129
61	53.794	109	53.649	157	54.126
62	53.442	110	53.137	158	54.159
63	53.464	111	53.444	159	54.079
64	53.861	112	53.477	160	54.448
65	54.569	113	53.649	161	53.809
66	2:18.767	114	54.264	162	53.982
67	54.434	115	3:45.610	163	54.384
68	55.503	116	54.108	164	54.188
69	58.189	117	53.541	165	54.139
70	57.262	118	53.377	166	54.251
71	55.113	119	53.469	167	54.420
72	56.764	120	53.308	168	54.866
73	59.833	121	53.264	169	54.143
74	1:00.974	122	53.604	170	54.261
75	1:00.653	123	53.595	171	54.332
76	54.975	124	53.682	172	54.079
77	1:15.971	125	54.059	173	54.071
78	1:29.746	126	53.415	174	54.896
79	1:27.667	127	53.686	175	54.411
80	1:24.090	128	54.091	176	54.420
81	1:16.880	129	53.406	177	54.362
82	1:11.839	130	53.347	178	54.540
83	1:04.892	131	54.048	179	55.637
84	1:01.715	132	53.312	N°26 CORMELLES – MD MINIER Kévin	
85	1:01.168	133	53.724	1	58.771
86	59.091	134	53.490	2	56.395
87	3:12.414	135	53.276	3	56.035
88	58.955	136	53.204	4	56.188
89	57.492	137	53.984	5	55.578
90	57.244	138	2:16.556	6	55.687
91	55.921	139	55.378	7	55.242
92	56.243	140	54.132	8	56.184
93	55.521	141	53.985	9	55.340

LE FCS G. GONDEUIL

Angerville (IDF) 05-06/11/2016

ASK Angerville

Apex Timing 

Endurance

Endurance
3Heures 2 (32)

Pour information, sans valeur officielle

Analyse des tours

Tours	Temps au tour	Tours	Temps au tour	Tours	Temps au tour
10	55.770	58	54.095	106	54.254
11	54.785	59	53.873	107	54.125
12	55.424	60	54.844	108	54.110
13	55.743	61	54.284	109	54.664
14	55.325	62	53.947	110	54.737
15	54.612	63	54.081	111	54.022
16	54.568	64	53.971	112	54.427
17	54.892	65	3:48.695	113	54.232
18	54.736	66	2:24.561	114	54.093
19	54.662	67	57.514	115	54.069
20	54.690	68	56.265	116	54.013
21	56.544	69	56.823	117	54.097
22	54.754	70	1:02.936	118	54.080
23	54.785	71	1:07.801	119	53.984
24	54.540	72	1:02.807	120	54.069
25	54.693	73	58.480	121	53.881
26	54.742	74	3:40.516	122	54.687
27	54.620	75	1:12.534	123	54.733
28	54.847	76	1:09.142	124	54.672
29	54.716	77	1:06.577	125	54.792
30	2:21.153	78	1:05.185	126	54.554
31	54.732	79	1:04.648	127	54.951
32	54.198	80	1:04.076	128	54.517
33	54.168	81	1:04.468	129	54.251
34	54.182	82	1:02.770	130	54.188
35	54.370	83	1:02.317	131	54.524
36	54.570	84	1:02.699	132	54.314
37	54.072	85	1:01.998	133	55.014
38	54.060	86	1:02.007	134	54.750
39	55.058	87	1:01.187	135	2:22.256
40	1:01.472	88	1:01.396	136	54.965
41	59.375	89	1:01.541	137	54.493
42	1:14.676	90	1:00.591	138	54.377
43	1:18.864	91	1:00.580	139	55.256
44	1:15.552	92	3:01.414	140	54.245
45	1:28.271	93	56.301	141	54.121
46	1:03.932	94	55.548	142	54.171
47	58.538	95	55.127	143	53.998
48	56.288	96	55.768	144	54.707
49	55.480	97	54.849	145	54.378
50	54.898	98	54.582	146	54.184
51	55.356	99	54.306	147	54.025
52	54.742	100	54.846	148	54.058
53	54.417	101	54.170	149	53.843
54	54.358	102	54.284	150	55.286
55	55.397	103	54.088	151	54.105
56	54.504	104	54.073	152	54.092
57	54.108	105	54.441	153	54.041

LE FCS G. GONDEUIL

Angerville (IDF) 05-06/11/2016

ASK Angerville

Apex Timing 

Endurance

Endurance
3Heures 2 (32)
Analyse des tours

Pour information, sans valeur officielle

Tours	Temps au tour	Tours	Temps au tour	Tours	Temps au tour
154	54.022	22	54.933	70	1:02.290
155	54.036	23	54.840	71	4:00.448
156	54.053	24	54.977	72	1:04.651
157	53.891	25	54.966	73	3:32.769
158	54.064	26	54.794	74	1:34.842
159	53.866	27	55.152	75	1:29.269
160	54.183	28	55.134	76	1:19.905
161	53.965	29	55.091	77	1:13.626
162	54.302	30	55.093	78	1:10.232
163	53.871	31	55.041	79	1:06.057
164	53.855	32	55.088	80	1:03.687
165	53.928	33	55.001	81	1:02.552
166	53.794	34	55.057	82	1:00.186
167	54.890	35	55.472	83	58.945
168	54.094	36	55.421	84	59.093
169	54.361	37	55.554	85	57.985
170	54.141	38	55.040	86	59.333
171	54.249	39	55.814	87	57.099
172	54.341	40	2:36.561	88	56.431
173	54.618	41	1:07.668	89	58.552
174	56.657	42	1:20.507	90	56.334
175	57.696	43	1:19.764	91	56.891
176	55.510	44	1:19.142	92	57.400
177	55.048	45	1:13.824	93	58.241
178	54.911	46	1:04.460	94	56.985
179	55.557	47	1:01.759	95	56.824
		48	59.298	96	58.706
		49	56.690	97	55.501
		50	55.943	98	55.213
		51	55.557	99	55.063
		52	55.419	100	55.730
		53	56.163	101	55.182
		54	55.394	102	54.935
		55	55.869	103	54.674
		56	55.312	104	54.535
		57	55.694	105	56.618
		58	55.032	106	54.743
		59	54.939	107	54.494
		60	54.937	108	54.396
		61	55.690	109	54.989
		62	55.817	110	2:20.674
		63	55.135	111	55.455
		64	55.917	112	55.132
		65	55.061	113	54.778
		66	55.061	114	55.052
		67	55.291	115	54.650
		68	55.611	116	55.515
		69	1:01.560	117	55.136

N°44 PAYS de LOIRE – 2EKJ PEYRUSSAN Mat	
1	1:01.982
2	57.470
3	56.076
4	55.661
5	55.332
6	54.971
7	55.074
8	55.597
9	54.971
10	54.903
11	54.911
12	54.941
13	54.870
14	55.475
15	54.632
16	54.842
17	54.701
18	54.706
19	54.984
20	55.124
21	55.075

LE FUS G. GONDEUIL

Angerville (IDF) 05-06/11/2016

ASK Angerville

Apex Timing 

Endurance

Endurance
3Heures 2 (32)

Pour information, sans valeur officielle

Analyse des tours

Tours	Temps au tour	Tours	Temps au tour	Tours	Temps au tour
118	54.845	166	54.586	34	56.738
119	54.792	167	55.206	35	56.510
120	55.591	168	54.933	36	56.383
121	55.259	169	54.812	37	56.521
122	54.508	170	54.758	38	56.850
123	54.832	171	55.076	39	1:02.747
124	54.522	172	55.121	40	1:05.909
125	54.659	173	55.055	41	1:18.928
126	54.591	174	55.091	42	1:29.569
127	56.577	175	54.882	43	1:29.760
128	54.859	176	54.987	44	1:26.921
129	54.638	177	54.811	45	1:17.268
130	54.867	178	55.433	46	1:08.672
131	54.859	179	55.188	47	1:01.089
132	54.873			48	59.485
133	54.662	N°45 MALESHERBES - Team C CIRET Claude		49	58.611
134	55.417	1	1:00.894	50	58.454
135	55.950	2	57.036	51	57.105
136	55.305	3	55.545	52	56.892
137	55.188	4	55.082	53	57.277
138	55.223	5	55.613	54	58.265
139	55.417	6	54.740	55	57.286
140	54.751	7	54.993	56	58.378
141	54.701	8	55.526	57	57.382
142	54.893	9	54.546	58	57.025
143	54.531	10	55.621	59	56.444
144	54.899	11	55.529	60	56.336
145	54.941	12	54.718	61	56.868
146	55.482	13	55.171	62	57.873
147	55.320	14	54.386	63	57.733
148	54.812	15	54.410	64	56.416
149	54.750	16	54.464	65	57.619
150	55.014	17	54.679	66	57.133
151	2:24.384	18	54.360	67	1:06.714
152	55.245	19	54.502	68	1:07.357
153	55.134	20	54.452	69	2:59.928
154	55.186	21	54.469	70	1:02.486
155	54.866	22	54.443	71	1:05.157
156	55.360	23	54.409	72	58.967
157	54.770	24	54.270	73	2:54.783
158	54.822	25	54.305	74	1:39.216
159	54.933	26	54.135	75	1:29.261
160	54.706	27	54.759	76	1:19.932
161	54.712	28	54.702	77	1:11.521
162	54.823	29	54.320	78	1:07.936
163	54.624	30	54.518	79	6:12.857
164	55.005	31	54.875	80	59.045
165	55.017	32	2:40.557	81	57.747
		33	57.424		

LE FUS G. GONDEUIL

Angerville (IDF) 05-06/11/2016

ASK Angerville

Apex Timing 

Endurance

Endurance 3Heures 2 (32) Analyse des tours

Pour information, sans valeur officielle

Tours	Temps au tour	Tours	Temps au tour	Tours	Temps au tour
82	57.592	130	56.775	11	54.597
83	57.212	131	56.589	12	53.908
84	56.806	132	56.397	13	53.890
85	58.788	133	56.691	14	53.806
86	56.073	134	2:39.594	15	53.752
87	57.594	135	56.017	16	54.057
88	55.777	136	55.625	17	54.066
89	56.134	137	55.029	18	53.951
90	56.470	138	55.078	19	54.579
91	56.093	139	54.985	20	53.927
92	55.956	140	55.091	21	53.912
93	56.240	141	57.292	22	54.583
94	55.649	142	55.774	23	53.962
95	55.109	143	57.116	24	54.274
96	55.189	144	56.199	25	53.952
97	4:56.266	145	54.903	26	54.095
98	58.235	146	54.986	27	54.300
99	56.853	147	54.600	28	54.037
100	56.896	148	54.390	29	54.735
101	59.455	149	54.992	30	54.272
102	56.710	150	55.101	31	55.023
103	56.231	151	54.949	32	54.694
104	56.980	152	56.253	33	54.139
105	57.066	153	55.030	34	54.526
106	56.847	154	54.866	35	53.879
107	56.463	155	54.818	36	54.351
108	57.236	156	55.062	37	55.486
109	57.351	157	55.225	38	57.997
110	57.088	158	55.331	39	2:32.496
111	56.436	159	56.301	40	1:02.976
112	56.866	160	55.103	41	2:11.310
113	56.942	161	54.874	42	1:22.644
114	56.589	162	54.800	43	1:59.724
115	56.091	163	55.607	44	1:14.940
116	56.887	164	56.401	45	1:05.523
117	58.500	165	56.049	46	1:01.353
118	1:11.114	166	56.569	47	57.428
119	58.156	N°46 PARIS - TNB Sport RIVIERE Serge		48	56.400
120	56.383	1	58.215	49	55.745
121	56.285	2	56.899	50	55.342
122	56.873	3	54.985	51	55.209
123	56.250	4	56.066	52	55.663
124	56.445	5	55.582	53	55.273
125	56.532	6	54.441	54	56.137
126	56.573	7	54.044	55	55.497
127	3:57.212	8	54.007	56	55.568
128	57.796	9	53.932	57	55.407
129	56.775	10	54.113	58	54.919

LE FCS G. GONDEUIL

Angerville (IDF) 05-06/11/2016

ASK Angerville

Apex Timing 

Endurance

Endurance 3Heures 2 (32) Analyse des tours

Pour information, sans valeur officielle

Tours	Temps au tour	Tours	Temps au tour	Tours	Temps au tour
59	54.630	107	54.825	155	53.955
60	55.264	108	54.403	156	53.719
61	54.974	109	54.506	157	53.638
62	54.991	110	54.459	158	53.923
63	54.700	111	54.269	159	53.572
64	54.889	112	54.658	160	53.962
65	54.970	113	54.223	161	53.522
66	2:26.937	114	54.800	162	2:52.982
67	1:02.725	115	54.254	163	55.183
68	59.580	116	54.538	164	54.636
69	58.920	117	55.027	165	54.344
70	57.549	118	54.573	N°49 ANGERS - MDCK MENANTEAU Jean	
71	1:02.525	119	54.416	1	1:02.129
72	1:10.666	120	54.609	2	58.521
73	1:07.149	121	54.345	3	57.005
74	1:07.025	122	55.223	4	55.659
75	4:35.144	123	55.075	5	55.782
76	1:18.105	124	56.075	6	56.023
77	1:13.193	125	54.630	7	56.355
78	1:09.562	126	54.215	8	55.157
79	1:07.350	127	54.261	9	55.139
80	1:06.695	128	54.488	10	55.150
81	1:03.204	129	54.902	11	55.305
82	1:03.248	130	54.418	12	55.584
83	1:01.924	131	54.511	13	55.588
84	1:01.890	132	2:29.305	14	55.152
85	1:01.064	133	55.045	15	55.399
86	1:00.465	134	54.589	16	55.079
87	4:06.033	135	54.366	17	55.214
88	58.818	136	54.194	18	56.117
89	58.976	137	54.040	19	56.090
90	3:43.880	138	54.111	20	55.729
91	55.970	139	54.042	21	56.952
92	55.688	140	54.076	22	55.027
93	55.757	141	54.083	23	55.422
94	54.907	142	54.522	24	55.241
95	55.039	143	54.628	25	55.553
96	54.799	144	54.302	26	58.266
97	55.318	145	53.788	27	55.566
98	55.247	146	53.656	28	2:45.534
99	54.821	147	53.821	29	56.182
100	54.746	148	54.094	30	56.559
101	54.966	149	54.468	31	56.721
102	54.621	150	54.105	32	56.184
103	54.433	151	54.053	33	56.478
104	54.906	152	54.596	34	55.624
105	54.426	153	54.022	35	55.684
106	54.773	154	54.173	36	55.701

LE FCS G. GONDEUIL

Angerville (IDF) 05-06/11/2016

ASK Angerville

Apex Timing 

Endurance

Endurance 3Heures 2 (32) Analyse des tours

Pour information, sans valeur officielle

Tours	Temps au tour	Tours	Temps au tour	Tours	Temps au tour
37	55.753	85	59.911	133	2:49.395
38	57.375	86	59.529	134	56.874
39	1:04.886	87	59.402	135	55.718
40	1:03.541	88	59.606	136	55.682
41	1:30.344	89	59.069	137	56.034
42	6:27.240	90	59.715	138	55.713
43	1:01.380	91	59.508	139	55.508
44	1:01.378	92	58.476	140	55.439
45	1:02.062	93	59.226	141	55.567
46	1:11.564	94	59.300	142	55.433
47	1:01.707	95	58.924	143	55.330
48	1:01.020	96	58.900	144	55.264
49	4:38.464	97	59.130	145	55.158
50	57.050	98	4:27.642	146	55.248
51	56.979	99	56.744	147	55.345
52	58.702	100	57.079	148	55.596
53	56.580	101	56.145	149	55.291
54	56.647	102	55.699	150	55.702
55	56.419	103	55.639	151	56.625
56	57.180	104	55.806	152	55.445
57	56.437	105	55.178	153	55.228
58	58.180	106	55.749	154	55.278
59	1:02.555	107	55.160	155	55.334
60	59.928	108	55.175	156	55.386
61	58.286	109	55.163	157	55.451
62	58.682	110	55.343	158	55.211
63	1:01.891	111	55.297	159	55.413
64	1:06.016	112	55.038	160	55.595
65	1:03.716	113	55.208	161	55.405
66	1:00.227	114	55.949	162	55.443
67	5:19.341	115	55.426	163	57.409
68	1:12.985	116	55.966	N°50 LA MANCHE - Kartmag BOUILLAND Arnaud	
69	1:07.343	117	57.236	1	1:01.290
70	1:04.813	118	55.295	2	55.438
71	1:03.171	119	3:55.197	3	53.806
72	1:02.797	120	55.785	4	54.703
73	1:01.786	121	55.851	5	54.330
74	1:01.481	122	56.068	6	52.991
75	1:01.048	123	55.677	7	52.860
76	1:00.943	124	56.172	8	52.894
77	1:01.014	125	55.409	9	53.518
78	1:01.752	126	55.430	10	53.898
79	1:00.112	127	55.629	11	52.883
80	59.808	128	55.248	12	52.792
81	1:00.539	129	55.353	13	53.363
82	1:00.557	130	55.441	14	52.675
83	59.683	131	55.861	15	52.772
84	59.326	132	55.166	16	52.844

LE FCS G. GONDEUIL

Angerville (IDF) 05-06/11/2016

ASK Angerville

Apex Timing 

Endurance

Endurance 3Heures 2 (32) Analyse des tours

Pour information, sans valeur officielle

Tours	Temps au tour	Tours	Temps au tour	Tours	Temps au tour
17	53.250	65	53.971	113	53.164
18	53.242	66	53.606	114	53.588
19	52.703	67	53.626	115	3:49.909
20	53.408	68	53.588	116	53.825
21	52.666	69	53.362	117	53.836
22	52.747	70	53.404	118	53.691
23	53.101	71	54.381	119	53.659
24	53.321	72	57.488	120	53.459
25	52.749	73	57.630	121	53.218
26	52.812	74	55.921	122	53.294
27	53.163	75	54.903	123	53.180
28	52.916	76	56.415	124	53.202
29	52.947	77	57.984	125	53.539
30	52.812	78	1:03.479	126	54.136
31	52.869	79	58.933	127	53.204
32	52.939	80	1:00.359	128	53.842
33	52.916	81	4:06.539	129	53.103
34	53.029	82	1:12.347	130	53.147
35	52.911	83	1:09.567	131	53.351
36	53.570	84	1:07.543	132	53.377
37	53.443	85	1:06.931	133	53.535
38	53.200	86	1:05.159	134	53.252
39	53.267	87	1:04.517	135	55.335
40	52.983	88	1:03.969	136	53.079
41	52.945	89	1:03.583	137	53.068
42	54.825	90	1:02.647	138	53.885
43	1:01.508	91	1:03.065	139	53.398
44	2:49.686	92	1:03.353	140	53.152
45	1:16.838	93	1:02.648	141	53.566
46	1:15.464	94	1:01.926	142	2:22.778
47	1:07.411	95	1:01.407	143	54.732
48	1:02.335	96	1:00.479	144	53.452
49	58.830	97	1:00.057	145	53.324
50	55.941	98	59.762	146	53.238
51	55.702	99	59.637	147	53.169
52	54.477	100	59.321	148	53.184
53	54.343	101	59.337	149	53.201
54	55.099	102	3:04.230	150	53.083
55	54.057	103	54.576	151	53.180
56	54.416	104	54.749	152	53.087
57	53.989	105	53.957	153	53.880
58	53.837	106	54.064	154	53.094
59	53.877	107	53.923	155	53.327
60	53.629	108	53.485	156	53.342
61	53.672	109	53.308	157	53.485
62	53.871	110	53.516	158	53.598
63	53.652	111	53.561	159	53.708
64	53.742	112	53.301	160	54.381

LE FCS G. GONDEUIL

Angerville (IDF) 05-06/11/2016

ASK Angerville

Apex Timing 

Endurance

Endurance 3Heures 2 (32) Analyse des tours

Pour information, sans valeur officielle

Tours	Temps au tour	Tours	Temps au tour	Tours	Temps au tour
161	53.303	25	53.821	73	1:22.490
162	53.153	26	53.172	74	1:17.092
163	53.584	27	53.513	75	1:08.870
164	53.318	28	54.638	76	1:05.929
165	53.195	29	54.055	77	1:04.837
166	53.097	30	53.758	78	1:02.944
167	53.424	31	53.225	79	59.287
168	53.140	32	53.372	80	57.712
169	53.294	33	53.898	81	58.330
170	53.180	34	53.629	82	58.526
171	53.137	35	53.697	83	57.550
172	53.425	36	53.785	84	57.474
173	53.333	37	53.619	85	56.134
174	53.052	38	53.856	86	2:40.335
175	53.079	39	53.605	87	57.980
176	53.060	40	53.703	88	57.506
177	53.205	41	54.045	89	56.748
178	53.148	42	4:34.070	90	56.046
179	53.694	43	1:10.443	91	55.314
180	54.033	44	1:08.853	92	55.534
181	53.036	45	1:07.341	93	54.948
182	53.226	46	1:05.183	94	54.992
183	53.586	47	1:05.110	95	55.206
		48	1:04.436	96	55.634
		49	1:05.259	97	55.202
		50	1:02.453	98	55.146
		51	4:00.901	99	54.958
		52	55.385	100	55.000
		53	54.226	101	54.730
		54	54.234	102	54.802
		55	53.930	103	55.029
		56	53.753	104	54.773
		57	53.747	105	3:03.698
		58	54.022	106	55.925
		59	53.904	107	56.782
		60	54.361	108	55.053
		61	55.068	109	54.468
		62	54.036	110	54.473
		63	53.837	111	54.389
		64	54.061	112	55.224
		65	57.168	113	55.108
		66	1:02.514	114	54.958
		67	59.228	115	54.919
		68	56.653	116	55.801
		69	56.667	117	55.118
		70	4:16.460	118	55.467
		71	1:29.717	119	55.009
		72	3:36.837	120	54.923

N°54 BRETAGNE – SKC HOUTIN Jonathan	
1	1:01.912
2	57.160
3	54.681
4	54.120
5	54.410
6	54.388
7	55.483
8	55.203
9	54.663
10	53.730
11	53.490
12	53.792
13	53.869
14	53.484
15	53.209
16	53.242
17	53.273
18	53.367
19	54.091
20	53.965
21	53.922
22	54.076
23	53.430
24	53.204

LE FCS G. GONDEUIL

Angerville (IDF) 05-06/11/2016

ASK Angerville

Apex Timing 

Endurance

Endurance 3Heures 2 (32) Analyse des tours

Pour information, sans valeur officielle

Tours	Temps au tour	Tours	Temps au tour	Tours	Temps au tour
121	55.574	169	54.813	44	1:12.824
122	54.916	170	55.092	45	1:05.008
123	54.828	171	54.810	46	59.138
124	54.774	172	55.721	47	55.947
125	2:39.126	N°55 ROUEN_GSK-REK GUIGNET Jean Philipp		48	55.538
126	54.938	1	57.258	49	54.274
127	54.484	2	56.159	50	54.137
128	53.869	3	54.775	51	53.326
129	54.003	4	54.591	52	53.301
130	54.658	5	54.458	53	54.176
131	55.012	6	54.024	54	53.294
132	53.820	7	54.177	55	54.912
133	54.442	8	54.164	56	53.324
134	54.989	9	54.114	57	2:16.220
135	54.409	10	55.260	58	55.751
136	54.121	11	54.142	59	54.825
137	53.925	12	54.113	60	55.062
138	53.976	13	53.996	61	54.119
139	53.503	14	53.925	62	54.502
140	53.611	15	53.713	63	54.417
141	53.720	16	3:51.399	64	53.700
142	53.816	17	53.861	65	53.516
143	53.800	18	53.233	66	53.796
144	53.786	19	52.954	67	53.800
145	53.691	20	52.838	68	57.896
146	53.799	21	52.776	69	58.674
147	54.668	22	52.865	70	55.878
148	53.837	23	52.903	71	54.662
149	53.705	24	53.141	72	55.859
150	54.028	25	52.986	73	57.417
151	53.896	26	53.860	74	1:04.296
152	54.279	27	53.381	75	59.088
153	53.945	28	52.734	76	1:01.944
154	55.202	29	53.106	77	4:43.133
155	54.113	30	53.398	78	1:08.723
156	54.056	31	52.976	79	1:06.497
157	53.953	32	53.199	80	1:04.573
158	53.988	33	53.601	81	1:03.869
159	54.349	34	53.120	82	1:01.909
160	54.971	35	53.091	83	1:05.918
161	54.456	36	52.751	84	1:00.959
162	2:24.996	37	53.352	85	1:00.861
163	55.526	38	53.203	86	1:00.580
164	55.789	39	1:03.463	87	1:00.761
165	55.642	40	1:02.001	88	1:01.034
166	55.432	41	1:18.164	89	1:00.724
167	54.859	42	1:25.861	90	1:00.914
168	54.911	43	1:18.614	91	59.734

LE FUS G. GONDEUIL

Angerville (IDF) 05-06/11/2016

ASK Angerville

Apex Timing 

Endurance

Endurance
3Heures 2 (32)

Pour information, sans valeur officielle

Analyse des tours

Tours	Temps au tour	Tours	Temps au tour	Tours	Temps au tour
92	59.430	140	53.292	8	55.307
93	59.319	141	53.107	9	55.189
94	59.193	142	53.073	10	55.144
95	59.840	143	53.070	11	55.343
96	58.739	144	52.958	12	55.372
97	3:03.479	145	53.489	13	55.421
98	55.277	146	53.250	14	55.074
99	54.717	147	53.663	15	55.330
100	54.190	148	53.216	16	55.302
101	53.496	149	53.394	17	56.205
102	53.991	150	54.289	18	55.946
103	53.272	151	53.196	19	6:35.699
104	53.709	152	53.293	20	57.401
105	53.246	153	54.515	21	56.882
106	54.071	154	53.848	22	57.873
107	53.184	155	53.228	23	56.329
108	53.580	156	53.072	24	57.145
109	52.931	157	53.561	25	55.993
110	52.928	158	53.122	26	55.805
111	55.333	159	53.278	27	56.207
112	53.466	160	53.277	28	56.680
113	53.019	161	52.958	29	56.309
114	52.985	162	52.986	30	55.672
115	53.112	163	53.056	31	56.959
116	53.263	164	53.213	32	56.915
117	53.047	165	53.052	33	56.261
118	53.910	166	53.254	34	1:00.564
119	53.372	167	53.205	35	1:06.015
120	54.284	168	52.968	36	1:19.097
121	53.017	169	53.010	37	3:21.028
122	52.715	170	53.236	38	1:19.691
123	53.883	171	53.472	39	1:13.233
124	52.924	172	53.521	40	1:03.518
125	52.844	173	53.738	41	1:00.318
126	52.840	174	53.487	42	57.580
127	53.442	175	53.255	43	56.976
128	52.841	176	53.128	44	56.824
129	4:49.454	177	52.941	45	56.267
130	55.070	178	52.994	46	57.180
131	53.410	179	54.734	47	56.857
132	53.177	N°57 LORRAINE- Black Arro BRUNELLI Julien		48	56.566
133	53.781	1	1:00.139	49	56.040
134	53.435	2	59.563	50	55.896
135	2:18.594	3	57.317	51	57.342
136	53.833	4	55.734	52	56.646
137	53.516	5	56.773	53	57.273
138	53.316	6	56.302	54	57.348
139	53.270	7	55.825	55	56.179

LE FUS G. GONDEUIL

Angerville (IDF) 05-06/11/2016

ASK Angerville

Apex Timing 

Endurance

Endurance 3Heures 2 (32) Analyse des tours

Pour information, sans valeur officielle

Tours	Temps au tour	Tours	Temps au tour	Tours	Temps au tour
56	56.099	104	57.387	152	55.831
57	4:31.806	105	57.732	153	55.751
58	1:02.138	106	56.757	154	55.446
59	1:01.931	107	58.209	155	55.595
60	59.071	108	57.285	156	57.970
61	58.260	109	57.718	157	55.471
62	1:07.184	110	56.675	158	55.441
63	1:06.128	111	56.612	159	56.937
64	1:12.256	112	4:19.947	160	56.617
65	1:00.411	113	58.601	161	56.447
66	1:29.026	114	58.036	162	56.310
67	1:41.791	115	56.823	163	57.082
68	1:33.128	116	57.436	164	1:02.168
69	1:26.934	117	56.940	N°72 SARTHE - RTKF 2 COMPERE Victor	
70	1:19.751	118	57.655	1	57.396
71	1:14.347	119	57.417	2	54.528
72	1:07.058	120	57.225	3	54.123
73	1:05.989	121	1:06.345	4	53.718
74	1:02.564	122	57.694	5	53.434
75	1:02.158	123	2:49.179	6	53.303
76	1:01.206	124	57.134	7	53.204
77	59.989	125	56.464	8	53.689
78	58.958	126	56.303	9	53.370
79	59.172	127	56.258	10	53.059
80	1:01.698	128	56.097	11	53.131
81	58.046	129	55.922	12	53.122
82	57.428	130	56.568	13	52.900
83	58.811	131	55.966	14	53.215
84	58.082	132	55.754	15	52.882
85	56.660	133	55.892	16	53.830
86	56.029	134	56.938	17	53.606
87	1:01.240	135	55.519	18	52.927
88	3:13.694	136	56.755	19	52.949
89	58.531	137	56.196	20	53.035
90	57.894	138	55.678	21	53.060
91	57.718	139	55.765	22	53.082
92	57.131	140	57.028	23	53.203
93	57.042	141	56.484	24	2:17.093
94	58.639	142	56.362	25	53.796
95	58.556	143	56.039	26	53.904
96	58.220	144	55.648	27	53.657
97	57.536	145	56.844	28	53.638
98	56.964	146	55.763	29	53.664
99	57.235	147	55.671	30	54.681
100	57.185	148	56.062	31	54.331
101	57.290	149	56.225	32	53.679
102	58.157	150	55.805	33	53.393
103	56.751	151	55.450	34	53.412

LE FCS G. GONDEUIL

Angerville (IDF) 05-06/11/2016

ASK Angerville

Apex Timing 

Endurance

Endurance 3Heures 2 (32) Analyse des tours

Pour information, sans valeur officielle

Tours	Temps au tour	Tours	Temps au tour	Tours	Temps au tour
35	53.461	83	57.625	131	53.253
36	53.629	84	58.906	132	52.916
37	53.310	85	56.777	133	52.864
38	54.387	86	57.349	134	53.321
39	53.485	87	56.112	135	2:17.617
40	54.722	88	56.920	136	53.825
41	1:01.742	89	54.789	137	53.505
42	3:47.636	90	55.953	138	53.418
43	3:57.866	91	54.954	139	53.223
44	1:00.095	92	56.601	140	53.235
45	56.556	93	4:36.694	141	53.152
46	54.617	94	54.165	142	53.070
47	54.011	95	53.964	143	53.212
48	54.533	96	53.785	144	53.149
49	53.721	97	53.720	145	53.039
50	53.524	98	53.507	146	53.497
51	53.906	99	52.983	147	54.415
52	53.067	100	52.869	148	53.225
53	53.009	101	52.873	149	53.102
54	53.257	102	53.131	150	54.431
55	53.300	103	52.823	151	53.499
56	53.852	104	53.173	152	53.132
57	53.664	105	52.838	153	54.755
58	53.439	106	53.884	154	54.029
59	53.217	107	53.518	155	53.398
60	53.343	108	53.306	156	53.124
61	53.341	109	53.621	157	53.134
62	53.867	110	53.704	158	53.017
63	52.945	111	52.887	159	53.171
64	52.804	112	52.870	160	53.123
65	52.991	113	53.100	161	52.997
66	53.503	114	53.699	162	53.118
67	57.912	115	53.148	163	53.214
68	59.208	116	53.231	164	53.052
69	56.132	117	52.833	165	53.393
70	55.336	118	53.077	166	53.470
71	56.422	119	52.758	167	53.379
72	59.964	120	52.612	168	53.152
73	1:03.604	121	52.700	169	53.125
74	1:00.808	122	52.947	170	53.327
75	57.289	123	53.330	171	53.243
76	3:59.378	124	53.262	172	55.059
77	1:24.503	125	53.192	173	53.381
78	1:15.567	126	53.179	174	53.750
79	1:11.505	127	53.428	175	53.729
80	4:14.175	128	52.793	176	54.357
81	1:00.225	129	53.205	177	53.441
82	57.959	130	53.295	178	56.156

LE FCS G. GONDEUIL

Angerville (IDF) 05-06/11/2016

ASK Angerville

Apex Timing 

Endurance

Endurance 3Heures 2 (32) Analyse des tours

Pour information, sans valeur officielle

Tours	Temps au tour	Tours	Temps au tour	Tours	Temps au tour
N°73 NEVERS Racing Team VACHEYROU Kévin					
1	1:03.239	48	1:00.999	96	56.517
2	59.026	49	1:00.923	97	56.610
3	57.231	50	1:01.414	98	56.901
4	56.764	51	1:01.141	99	56.997
5	56.732	52	1:00.395	100	57.379
6	57.234	53	1:00.663	101	56.624
7	56.433	54	1:00.564	102	56.090
8	57.355	55	1:00.482	103	56.182
9	57.220	56	1:01.091	104	56.177
10	57.506	57	3:49.756	105	56.312
11	2:44.343	58	1:03.480	106	56.617
12	57.411	59	1:03.521	107	56.283
13	56.946	60	59.268	108	56.794
14	56.976	61	58.639	109	56.117
15	56.842	62	59.482	110	56.266
16	56.189	63	1:01.978	111	56.197
17	56.628	64	1:07.674	112	56.607
18	56.037	65	1:01.426	113	57.074
19	56.076	66	1:40.147	114	56.774
20	57.371	67	1:38.787	115	56.538
21	57.094	68	1:36.000	116	56.221
22	56.821	69	1:28.748	117	56.426
23	56.387	70	1:18.696	118	56.334
24	56.240	71	1:12.588	119	56.501
25	2:16.248	72	1:09.989	120	56.742
26	57.603	73	1:04.898	121	56.743
27	56.384	74	1:05.307	122	57.381
28	56.316	75	1:02.942	123	57.189
29	56.149	76	1:01.494	124	58.076
30	56.155	77	1:00.450	125	2:35.929
31	56.313	78	1:00.785	126	57.731
32	56.514	79	1:00.014	127	56.579
33	56.382	80	1:00.968	128	56.277
34	57.700	81	59.346	129	56.152
35	56.524	82	59.552	130	56.081
36	57.632	83	58.979	131	56.128
37	1:07.334	84	59.647	132	56.339
38	1:05.085	85	58.500	133	56.290
39	5:37.632	86	2:42.624	134	56.184
40	1:04.127	87	58.203	135	56.608
41	1:02.000	88	57.410	136	56.270
42	1:01.364	89	57.062	137	56.214
43	1:01.868	90	56.644	138	56.671
44	1:01.636	91	56.634	139	56.785
45	1:01.003	92	56.636	140	56.479
46	1:01.663	93	56.766	141	56.640
47	1:01.117	94	3:56.930	142	56.846
		95	56.996	143	56.453

LE FUS G. GONDEUIL

Angerville (IDF) 05-06/11/2016

ASK Angerville

Apex Timing 

Endurance

Endurance
3Heures 2 (32)
Analyse des tours

Pour information, sans valeur officielle

Tours	Temps au tour	Tours	Temps au tour	Tours	Temps au tour
144	56.677	25	56.591	73	56.520
145	56.232	26	56.324	74	56.319
146	56.289	27	56.490	75	56.143
147	56.824	28	3:23.388	76	57.866
148	56.188	29	1:03.946	77	57.253
149	56.323	30	5:16.912	78	56.307
150	56.172	31	1:05.735	79	55.945
151	56.375	32	1:01.250	80	56.306
152	56.091	33	59.065	81	56.694
153	56.037	34	57.688	82	59.525
154	56.138	35	57.527	83	6:12.830
155	56.532	36	56.789	84	58.737
156	56.038	37	56.649	85	58.947
157	56.303	38	56.714	86	58.570
158	56.349	39	56.749	87	58.178
159	56.622	40	57.295	88	56.604
160	56.986	41	56.623	89	57.989
161	56.563	42	56.326	90	57.282
162	56.326	43	56.644	91	57.118
163	56.381	44	56.469	92	57.261
164	56.239	45	56.980	93	58.965
165	56.511	46	7:47.247	94	10:07.171
166	57.028	47	1:03.505	95	57.897
		48	1:01.355	96	57.333
		49	59.776	97	56.566
		50	1:01.094	98	1:13.274
		51	6:12.168		
		52	1:38.552		
		53	1:31.064		
		54	1:22.378		
		55	1:16.514		
		56	1:11.150		
		57	1:13.277		
		58	1:04.064		
		59	1:05.228		
		60	1:02.305		
		61	1:01.284		
		62	58.420		
		63	1:03.607		
		64	1:01.926		
		65	1:01.935		
		66	58.621		
		67	57.097		
		68	57.864		
		69	57.409		
		70	57.827		
		71	6:20.455		
		72	56.936		

N°75 INSEEC_PARIS SULLY Nicolas

1	58.516
2	57.668
3	57.250
4	58.174
5	57.379
6	56.859
7	56.491
8	57.143
9	56.741
10	57.197
11	56.209
12	56.675
13	57.235
14	57.647
15	56.942
16	57.146
17	57.362
18	57.464
19	56.937
20	57.351
21	57.311
22	56.629
23	57.690
24	57.245

N°78 MAUREPAS-C2D Compéti CAYRON FX

1	1:02.865
2	1:18.818
3	56.477
4	55.906
5	55.576
6	55.452
7	55.554
8	55.537
9	55.472
10	55.375
11	55.344
12	55.616
13	56.087
14	55.241
15	55.341
16	55.227
17	55.126
18	55.478
19	55.979
20	55.052
21	55.676

LE FCS G. GONDEUIL

Angerville (IDF) 05-06/11/2016

ASK Angerville

Apex Timing 

Endurance

Endurance
3Heures 2 (32)

Pour information, sans valeur officielle

Analyse des tours

Tours	Temps au tour	Tours	Temps au tour	Tours	Temps au tour
22	55.458	70	57.604	118	55.224
23	55.101	71	57.380	119	55.679
24	55.331	72	57.115	120	55.995
25	55.275	73	1:00.671	121	55.170
26	55.198	74	1:04.248	122	54.917
27	55.706	75	1:02.600	123	55.167
28	55.834	76	3:12.234	124	55.230
29	55.456	77	1:32.641	125	54.988
30	56.587	78	1:29.162	126	55.847
31	55.475	79	1:22.125	127	55.294
32	55.327	80	1:16.764	128	55.482
33	55.551	81	1:10.832	129	55.152
34	55.466	82	1:05.943	130	55.347
35	55.176	83	1:02.605	131	56.306
36	55.317	84	1:00.565	132	55.379
37	55.408	85	59.739	133	55.592
38	55.662	86	59.193	134	55.462
39	55.629	87	58.963	135	55.059
40	2:48.638	88	1:01.638	136	55.243
41	1:20.524	89	57.461	137	55.282
42	1:20.496	90	57.409	138	55.326
43	1:17.180	91	56.424	139	55.397
44	1:12.136	92	56.455	140	55.227
45	1:05.817	93	58.749	141	56.556
46	1:02.539	94	56.735	142	55.251
47	58.824	95	56.261	143	55.304
48	56.428	96	56.132	144	2:33.275
49	55.846	97	56.443	145	56.039
50	56.117	98	56.347	146	56.008
51	55.654	99	56.754	147	55.984
52	55.650	100	56.107	148	55.770
53	55.483	101	55.846	149	56.280
54	55.369	102	55.608	150	55.803
55	55.231	103	4:02.062	151	55.763
56	55.346	104	55.816	152	55.463
57	55.647	105	55.572	153	55.488
58	55.242	106	55.806	154	55.932
59	55.177	107	2:36.138	155	55.640
60	55.503	108	56.245	156	56.006
61	55.550	109	56.858	157	55.684
62	55.177	110	55.702	158	55.636
63	56.651	111	55.517	159	55.679
64	55.882	112	55.651	160	55.755
65	55.661	113	55.751	161	55.483
66	55.233	114	55.208	162	55.413
67	55.168	115	56.044	163	55.416
68	57.444	116	55.446	164	55.539
69	1:00.757	117	55.264	165	55.561

LE FCS G. GONDEUIL

Angerville (IDF) 05-06/11/2016

ASK Angerville

Apex Timing 

Endurance

Endurance
3Heures 2 (32)

Pour information, sans valeur officielle

Analyse des tours

Tours	Temps au tour	Tours	Temps au tour	Tours	Temps au tour
166	55.612	36	57.081	84	56.177
167	55.577	37	57.098	85	56.110
168	55.586	38	57.299	86	56.220
169	55.845	39	56.303	87	56.144
170	55.736	40	7:06.435	88	56.310
171	56.095	41	1:15.027	89	56.151
172	56.156	42	6:23.287	90	56.005
173	56.010	43	58.134	91	56.742
174	56.236	44	56.984	92	56.506
175	56.793	45	57.471	93	56.366
176	56.439	46	57.266	94	55.808
177	1:00.361	47	4:01.617	95	56.434
		48	58.210	96	56.072
		49	57.194	97	56.305
		50	56.496	98	56.054
		51	56.303	99	57.120
		52	56.034	100	1:05.625
		53	56.218	101	56.672
		54	56.193	102	57.666
		55	58.524	103	56.188
		56	1:02.527	104	55.765
		57	59.805	105	56.177
		58	58.883	106	55.820
		59	58.883	107	55.719
		60	1:16.281	108	56.643
		61	1:09.796	109	56.729
		62	1:02.361	110	56.311
		63	1:16.615	111	2:48.012
		64	1:33.863	112	56.575
		65	1:34.035	113	56.985
		66	1:27.979	114	57.000
		67	1:24.944	115	56.306
		68	1:15.876	116	56.714
		69	1:08.063	117	56.748
		70	1:04.463	118	56.459
		71	9:35.337	119	56.160
		72	59.591	120	56.338
		73	57.774	121	56.118
		74	58.070	122	56.360
		75	59.010	123	56.090
		76	59.740	124	56.444
		77	57.623	125	56.390
		78	57.065	126	57.673
		79	56.762	127	56.462
		80	56.232	128	55.729
		81	56.445	129	56.465
		82	56.470	130	56.426
		83	56.538	131	56.704

N°79 TRAPPES - BRK KST 1 VAUDIER Laurent

1	1:02.755
2	58.736
3	57.065
4	57.481
5	56.940
6	56.228
7	56.595
8	58.004
9	57.155
10	56.542
11	55.811
12	55.926
13	55.858
14	57.676
15	57.492
16	56.414
17	56.177
18	56.139
19	56.870
20	56.549
21	56.037
22	56.142
23	56.652
24	56.729
25	56.260
26	55.839
27	56.308
28	55.810
29	56.724
30	56.265
31	57.086
32	56.148
33	56.064
34	56.133
35	56.555

LE FCS G. GONDEUIL

Angerville (IDF) 05-06/11/2016

ASK Angerville

Apex Timing 

Endurance

Endurance
3Heures 2 (32)

Pour information, sans valeur officielle

Analyse des tours

Tours	Temps au tour	Tours	Temps au tour	Tours	Temps au tour
132	56.381	22	54.531	70	56.391
133	3:27.125	23	54.480	71	59.840
134	56.516	24	4:17.971	72	1:03.015
135	56.176	25	55.622	73	1:01.308
136	55.697	26	55.101	74	56.385
137	56.088	27	54.505	75	1:13.875
138	55.612	28	54.880	76	1:28.334
139	55.941	29	54.578	77	1:29.284
140	55.601	30	54.378	78	1:24.256
141	55.664	31	54.042	79	1:18.839
142	55.860	32	54.092	80	1:10.259
143	55.507	33	53.976	81	1:05.756
144	55.363	34	54.105	82	1:02.340
145	56.069	35	54.556	83	1:03.308
146	55.770	36	54.607	84	59.267
147	56.156	37	54.919	85	58.124
148	55.679	38	1:02.914	86	57.655
149	55.569	39	59.666	87	56.895
150	55.629	40	1:15.502	88	56.544
151	1:02.160	41	1:17.533	89	57.422
152	56.184	42	1:18.654	90	56.166
153	56.610	43	1:10.963	91	56.768
154	57.800	44	1:04.582	92	56.773
155	1:00.876	45	59.556	93	4:00.193
156	1:00.687	46	56.592	94	55.586
157	58.078	47	56.842	95	55.536
		48	55.523	96	54.912
		49	54.775	97	54.627
		50	55.103	98	2:25.225
		51	54.509	99	54.685
		52	54.455	100	54.741
		53	54.864	101	54.933
		54	54.901	102	54.393
		55	54.489	103	55.272
		56	54.124	104	54.390
		57	54.621	105	55.103
		58	54.105	106	54.612
		59	54.184	107	54.647
		60	54.997	108	54.377
		61	54.244	109	54.913
		62	54.494	110	54.494
		63	55.115	111	55.139
		64	2:18.889	112	54.597
		65	55.007	113	54.289
		66	56.118	114	54.432
		67	1:00.149	115	54.480
		68	58.648	116	54.335
		69	56.934	117	54.567

N°91 ARPAJON - Team Gamat DAGUZE Eric

1	59.126
2	57.148
3	55.381
4	55.719
5	55.903
6	55.777
7	56.232
8	55.300
9	54.798
10	54.908
11	54.325
12	54.553
13	54.240
14	54.409
15	54.275
16	54.185
17	54.140
18	54.313
19	54.394
20	54.280
21	54.522

LE FUS G. GONDEUIL

Angerville (IDF) 05-06/11/2016

ASK Angerville

Apex Timing 

Endurance

Endurance
3Heures 2 (32)

Pour information, sans valeur officielle

Analyse des tours

Tours	Temps au tour	Tours	Temps au tour	Tours	Temps au tour
118	54.252	166	54.436	33	55.805
119	55.028	167	54.836	34	55.652
120	54.358	168	54.574	35	56.994
121	54.247	169	55.216	36	1:05.053
122	55.011	170	54.851	37	1:01.775
123	54.731	171	54.467	38	1:18.504
124	54.345	172	55.142	39	1:19.072
125	54.543	173	55.272	40	1:20.071
126	54.831	174	54.507	41	1:17.915
127	54.742	175	54.670	42	1:06.601
128	54.968	176	54.593	43	1:02.871
129	55.541	177	54.550	44	58.951
130	54.355	178	54.456	45	56.939
131	54.326	179	54.534	46	57.835
132	54.346	180	54.613	47	56.771
133	54.447	N°93 ILE-DE-FRANCE - TEAM DUVAL Alain		48	1:04.817
134	54.475	1	1:02.074	49	58.002
135	54.887	2	57.700	50	56.961
136	54.662	3	55.574	51	2:39.258
137	54.426	4	55.048	52	57.286
138	54.808	5	55.357	53	56.107
139	54.794	6	54.631	54	56.012
140	2:19.001	7	54.446	55	55.743
141	55.287	8	54.743	56	55.214
142	54.781	9	54.482	57	55.414
143	55.177	10	54.672	58	55.406
144	54.609	11	54.640	59	55.253
145	54.710	12	54.463	60	54.958
146	54.540	13	54.477	61	55.171
147	54.438	14	54.244	62	55.103
148	55.268	15	54.046	63	59.708
149	54.771	16	5:35.673	64	1:00.615
150	54.304	17	56.536	65	58.760
151	54.812	18	55.799	66	57.089
152	55.198	19	56.083	67	57.289
153	54.760	20	56.075	68	1:01.894
154	54.407	21	56.272	69	1:05.771
155	54.930	22	55.469	70	4:42.988
156	54.425	23	56.698	71	1:31.166
157	55.588	24	55.883	72	1:24.122
158	55.150	25	55.983	73	1:15.602
159	54.941	26	55.748	74	1:08.890
160	54.592	27	56.053	75	1:04.969
161	54.694	28	56.578	76	1:02.927
162	54.420	29	55.937	77	1:00.825
163	54.402	30	55.892	78	1:00.671
164	54.494	31	55.303	79	59.176
165	54.500	32	56.051	80	58.294

LE FUS GOURDEUIL

Angerville (IDF) 05-06/11/2016

ASK Angerville

Apex Timing 

Endurance

Endurance
3Heures 2 (32)

Pour information, sans valeur officielle

Analyse des tours

Tours	Temps au tour	Tours	Temps au tour	Tours	Temps au tour
81	59.078	129	54.827	3	53.788
82	57.121	130	54.882	4	53.689
83	56.923	131	54.729	5	53.383
84	57.265	132	54.856	6	53.282
85	2:37.058	133	54.793	7	53.233
86	58.680	134	54.890	8	53.650
87	57.250	135	55.050	9	53.232
88	57.037	136	56.005	10	53.162
89	57.634	137	54.892	11	53.167
90	57.078	138	54.788	12	53.127
91	57.728	139	54.728	13	52.963
92	57.511	140	54.857	14	53.052
93	58.403	141	54.703	15	52.966
94	57.153	142	54.778	16	53.577
95	56.973	143	54.757	17	53.805
96	56.599	144	55.146	18	52.949
97	56.483	145	55.086	19	53.000
98	56.539	146	54.675	20	53.005
99	57.316	147	54.805	21	53.163
100	56.503	148	54.818	22	53.037
101	56.419	149	54.692	23	53.136
102	56.105	150	54.640	24	53.152
103	55.958	151	55.223	25	53.491
104	55.921	152	54.842	26	52.884
105	57.072	153	54.842	27	52.766
106	56.211	154	55.031	28	53.226
107	56.474	155	55.104	29	53.100
108	56.430	156	54.984	30	53.101
109	55.952	157	54.743	31	2:19.854
110	56.219	158	55.467	32	53.877
111	56.010	159	57.082	33	53.862
112	56.435	160	54.835	34	53.801
113	56.670	161	54.822	35	53.381
114	56.597	162	55.027	36	53.538
115	57.538	163	2:30.872	37	53.618
116	56.709	164	56.641	38	1:46.400
117	56.225	165	56.744	39	54.811
118	55.771	166	57.260	40	1:01.052
119	55.968	167	56.228	41	1:00.226
120	57.637	168	56.270	42	1:14.541
121	56.776	169	55.996	43	1:21.331
122	2:30.174	170	56.370	44	1:18.737
123	55.654	171	56.314	45	1:15.745
124	55.203	172	56.193	46	1:04.754
125	55.396	173	56.260	47	59.277
126	55.115	N°95 VAL d'OISE- JFJ Perf LEGAY Alexis		48	56.294
127	55.113	1	57.419	49	55.648
128	54.985	2	55.002	50	54.784

LE FCS G. GONDEUIL

Angerville (IDF) 05-06/11/2016

ASK Angerville

Apex Timing 

Endurance

Endurance
3Heures 2 (32)

Pour information, sans valeur officielle

Analyse des tours

Tours	Temps au tour	Tours	Temps au tour	Tours	Temps au tour
51	53.977	99	2:54.533	15	54.288
52	53.923	100	54.987	16	54.192
53	54.218	101	54.910	17	54.187
54	53.918	102	53.996	18	54.188
55	54.442	103	53.582	19	55.645
56	55.341	104	54.098	20	54.289
57	53.763	105	54.184	21	54.138
58	53.360	106	53.472	22	54.221
59	53.748	107	53.577	23	54.212
60	53.710	108	53.838	24	54.713
61	53.414	109	53.641	25	54.346
62	53.452	110	54.029	26	54.186
63	53.405	111	53.497	27	54.258
64	53.495	112	54.030	28	54.416
65	53.789	113	53.549	29	54.916
66	54.392	114	54.240	30	54.487
67	53.473	115	53.671	31	54.477
68	53.441	116	53.274	32	54.857
69	2:18.755	117	53.245	33	54.352
70	59.259	118	53.210	34	55.395
71	55.731	119	53.215	35	55.313
72	55.555	120	53.867	36	54.582
73	56.499	121	3:50.406	37	54.803
74	1:00.701	122	53.786	38	54.569
75	1:03.603	123	53.431	39	55.204
76	1:00.010	124	53.172	40	54.441
77	59.253	125	53.596	41	58.067
78	3:52.108	126	53.661	42	2:50.107
79	1:14.986	127	53.775	43	1:24.568
80	1:11.990	128	54.584	44	1:19.976
81	1:07.559	129	53.343	45	1:15.851
82	1:06.779	130	53.306	46	1:05.900
83	1:05.004	131	53.451	47	1:02.035
84	1:05.814	N°96 Ile de France_Willk PETIT Xavier		48	57.293
85	1:05.274	1	58.985	49	56.144
86	1:02.747	2	57.587	50	55.877
87	1:02.250	3	55.265	51	56.070
88	1:01.506	4	55.694	52	55.136
89	1:02.880	5	55.944	53	55.134
90	1:00.535	6	55.189	54	55.431
91	1:00.190	7	55.372	55	55.884
92	59.943	8	55.303	56	57.052
93	59.511	9	54.618	57	5:12.685
94	59.572	10	54.470	58	55.686
95	58.891	11	54.378	59	55.263
96	58.236	12	55.100	60	55.102
97	58.300	13	54.796	61	54.966
98	58.512	14	55.016	62	54.873

LE FUS G. GONDEUIL

Angerville (IDF) 05-06/11/2016

ASK Angerville

Apex Timing 

Endurance

Endurance 3Heures 2 (32) Analyse des tours

Pour information, sans valeur officielle

Tours	Temps au tour	Tours	Temps au tour	Tours	Temps au tour
63	54.908	111	54.572	159	55.419
64	54.819	112	54.521	160	54.984
65	58.976	113	54.521	161	55.486
66	59.707	114	54.956	162	55.110
67	56.649	115	55.339	163	55.309
68	57.098	116	55.101	164	55.165
69	58.210	117	54.877	165	54.942
70	59.861	118	55.032	166	55.574
71	1:05.985	119	55.001	167	55.587
72	1:00.247	120	54.469	168	55.153
73	1:04.956	121	54.624	169	55.108
74	4:01.943	122	3:52.738	170	55.242
75	1:15.134	123	55.145	171	55.547
76	1:11.641	124	54.863	172	56.555
77	1:08.929	125	54.690	173	55.972
78	1:07.651	126	55.139	174	56.339
79	1:05.078	127	54.705		
80	1:04.345	128	54.693		
81	1:03.797	129	54.976		
82	1:02.384	130	54.795		
83	1:03.022	131	2:19.812		
84	1:02.948	132	55.648		
85	1:02.231	133	55.313		
86	1:03.044	134	55.500		
87	1:01.119	135	54.921		
88	1:01.018	136	55.183		
89	1:00.723	137	55.914		
90	1:01.289	138	55.095		
91	1:02.023	139	55.035		
92	1:01.417	140	55.948		
93	3:29.424	141	54.832		
94	56.441	142	54.810		
95	55.360	143	56.196		
96	55.430	144	55.074		
97	55.001	145	55.058		
98	55.278	146	55.028		
99	54.982	147	54.869		
100	54.837	148	54.739		
101	54.685	149	56.119		
102	54.450	150	55.478		
103	54.609	151	56.162		
104	54.716	152	55.197		
105	54.821	153	54.910		
106	54.634	154	54.960		
107	55.621	155	55.496		
108	54.914	156	54.896		
109	54.621	157	54.844		
110	54.625	158	54.823		

LE FCS G. GONDEUIL

Angerville (IDF) 05-06/11/2016

ASK Angerville

Apex Timing 

Endurance

Endurance
3Heures 2 (32)
Grille de départ

Document 11

Sous réserve du contrôle technique ou d'incidents d'ordre sportif

	26	93 ILE-DE-FRANCE - TEAM
50 LA MANCHE - Kartmag	25	
	24	54 BRETAGNE - SKC
46 PARIS - TNB Sport	23	
	22	73 NEVERS Racing Team
75 INSEEC_PARIS	21	
	20	19 LE MANS - Malevaut S
45 MALESHERBES - Team C	19	
	18	49 ANGERS - MDCK
21 COTE D'OR 1 - Team P	17	
	16	16 CHARENTE - Crouail M
44 PAYS de LOIRE - 2EKJ	15	
	14	78 MAUREPAS-C2D Compéti
79 TRAPPES -BRK KST 1	13	
	12	57 LORRAINE- Black Arro
96 Ile de France_Willk	11	
	10	23 MONTESSON - MGT
11 SARTHE - RTKF GP2	9	
	8	91 ARPAJON - Team Gamat
24 CENTRE - Wintec	7	
	6	95 VAL d'OISE- JFJ Perf
55 ROUEN_GSK-REK	5	
	4	26 CORMEILLES - MD
17 LA ROCHELLE - Maleva	3	
	2	72 SARTHE - RTKF 2
1 SARTHE - RTKF 1	1	

POLE POSITION



Départ : 06/11 - 13:30 Durée : 3:00:00
LE FCS G. GONDEUIL

Angerville (IDF) 05-06/11/2016
ASK Angerville

Apex Timing 